

BCM

BISHOP CHULAPARAMBIL MEMORIAL
COLLEGE | KOTTAYAM

Sapientia et Gratia-Wisdom and Grace



**FEEDBACK ON
CURRICULUM-**

ALUMNI

2022-23

CONTENTS

TITLE	PAGE NUMBER
1. INTRODUCTION	3
2. FEEDBACK COMMITTEE	3
3. FEEDBACK METHODOLOGY	3
4. FEEDBACK PROCESS	4
5. FEEDBACK ANALYSIS OF ALUMNI	4-9
6. FEEDBACK SUMMARY	10



DR. STEPHY THOMAS
Principal In Charge
Bishop Chulaparambil Memorial College
Kottayam, Kerala



1. INTRODUCTION

In the process of proper curriculum delivery, feedback plays a significant role. The College's Internal Quality Assurance Cell is responsible in constituting a feedback committee. Through a systematic feedback procedure the committee conduct the feedback every year. They collect and analyse the feedback and make suggestions and recommendations to the appropriate bodies.

2. FEEDBACK COMMITTEE (2020-21)

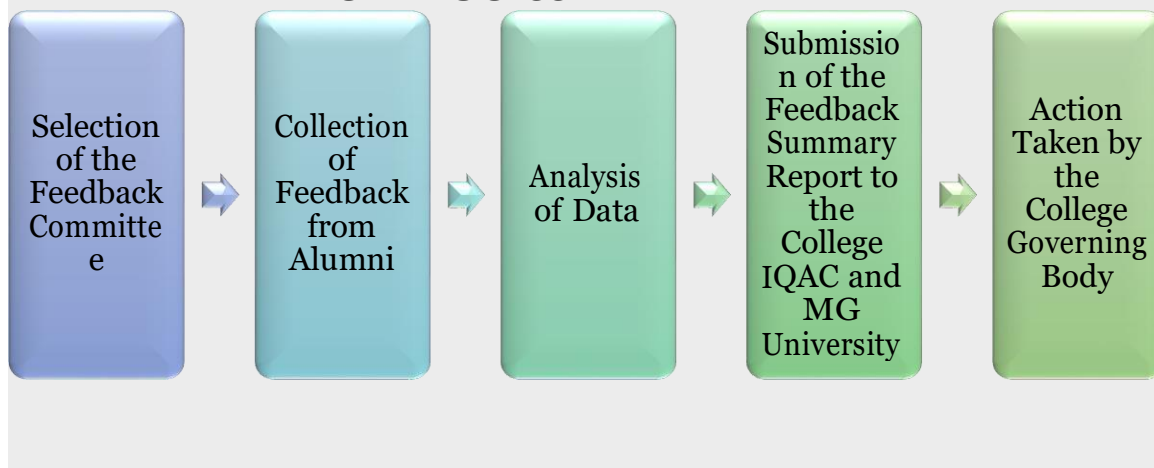
This year's feedback committee consisted of Dr. Annu Thomas (Department of Chemistry), CA Dr Reshma Rachel Kuruvilla (Department of Commerce), Ms. Jaisy Joy (Department of Chemistry) and Ms. Ponnu Liz Maliekal (Department of English). This Committee would be responsible for distributing, collecting, filing, analysing and directing the actions taken based on the feedback. This committee acts as an advisory body to the council, allowing them to make changes based on the feedback collected from the previous year. The collected feedback is analysed and suggestions are made to the committee based on the report.

3. FEEDBACK METHODOLOGY

The feedback is collected from the alumni by distributing a well-structured questionnaire randomly. Feedback is collected through college-level as well as department-level alumni interactions. The structured questionnaire is get filled by spreading them during alumni meets. Such questionnaires are the primary source of alumni feedback in the feedback committee's hands. After collecting the feedback, it is put for further analysis, and the summary is submitted to IQAC for different implementation. Once the IQAC is convinced of the changes, they put it forward to the Governing Body, where the changes are implemented. The feedback summary report is submitted to MG University also.

ALUMNI FEEDBACK SOURCES	Structured Questionnaire
	Interactions during Alumni meets
	Personal Interactions

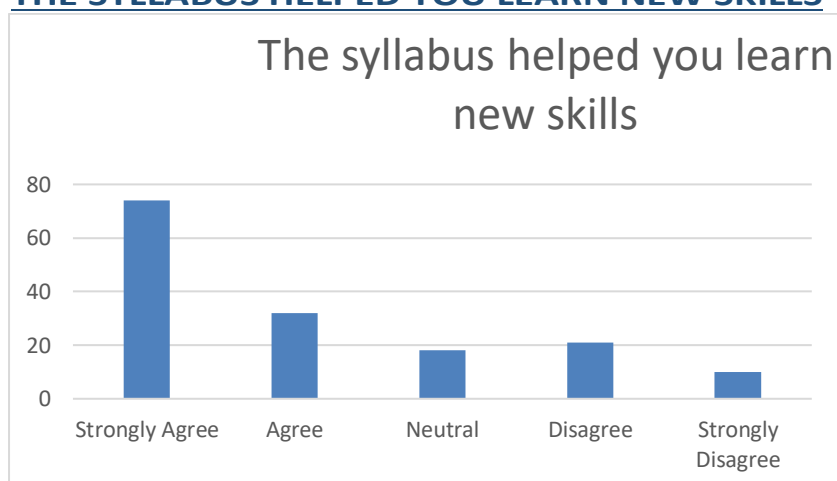
4. FEEDBACK PROCESS



5. FEEDBACK ANALYSIS OF ALUMNI

Total number of responses: 175

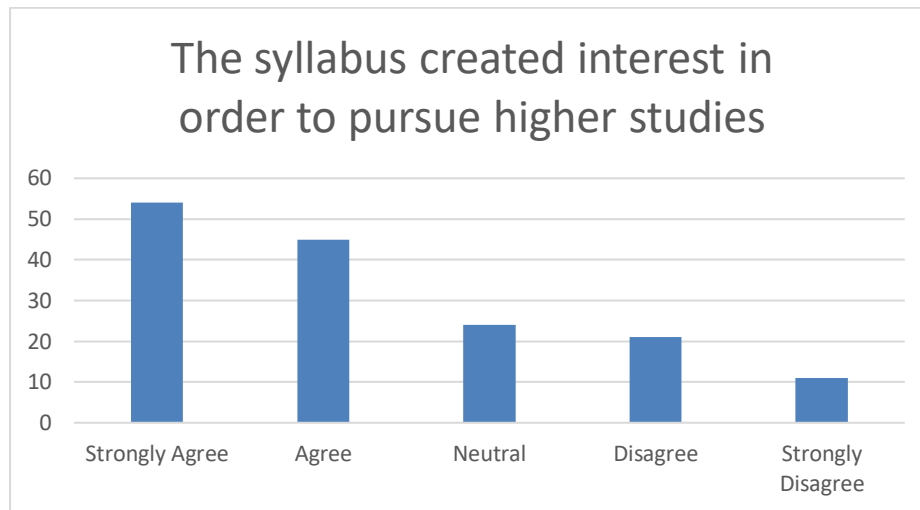
5.1. THE SYLLABUS HELPED YOU LEARN NEW SKILLS



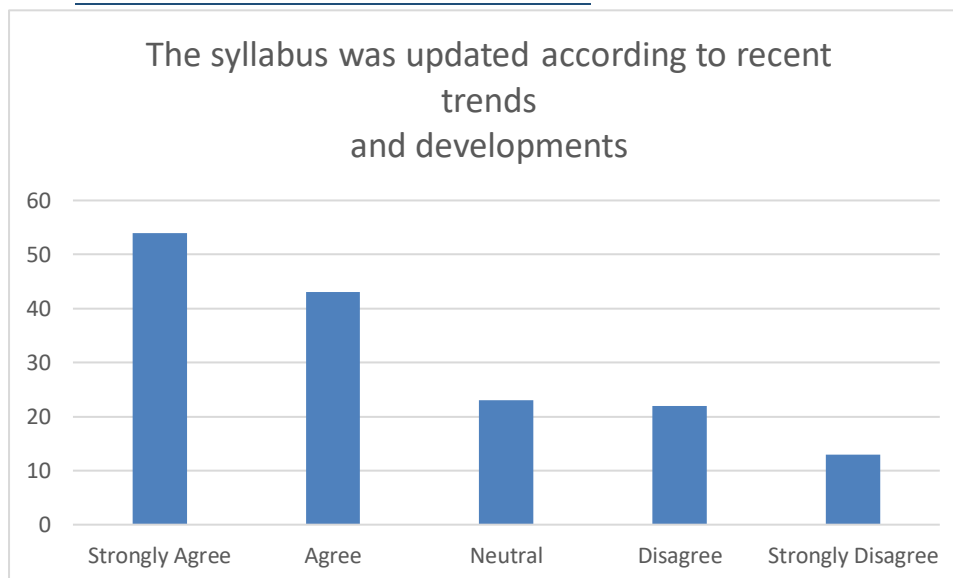
47.7% of the students strongly agree that the syllabus helped you learn new skills, 20.65% agree, 11.61% had neutral response and 13.54% disagree with the statement while 6.45% strongly disagreed.

5.2. THE SYLLABUS CREATED INTEREST IN ORDER TO PURSUE HIGHER STUDIES

34.83% of the students strongly agree that 'The syllabus created interest in order to pursue higher studies', 29.03% agree, 15.48% had neutral response and 13.54% disagree with the statement. 7.09% strongly disagreed.



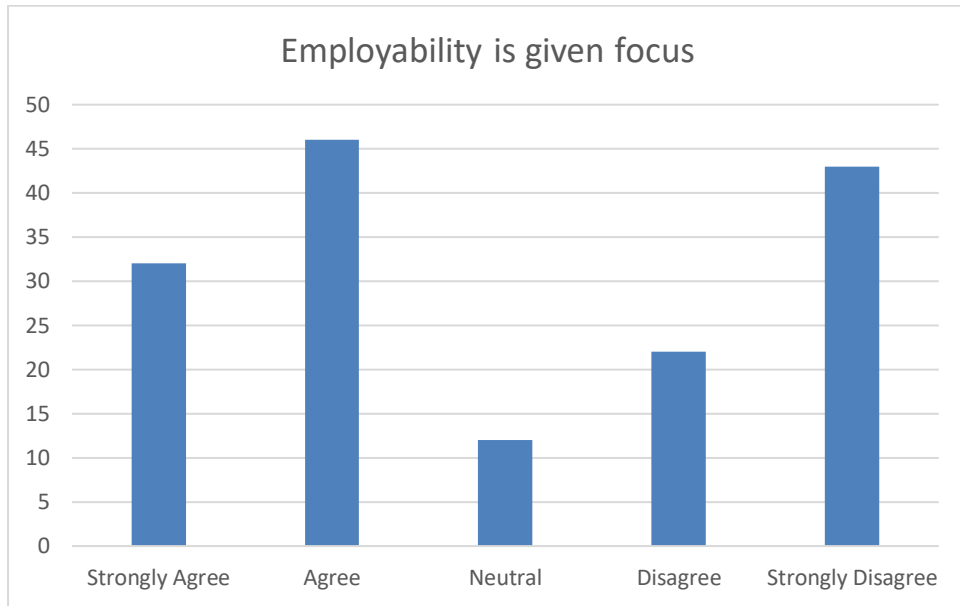
5.3. THE SYLLABUS WAS UPDATED ACCORDING TO RECENT TRENDS AND DEVELOPMENTS



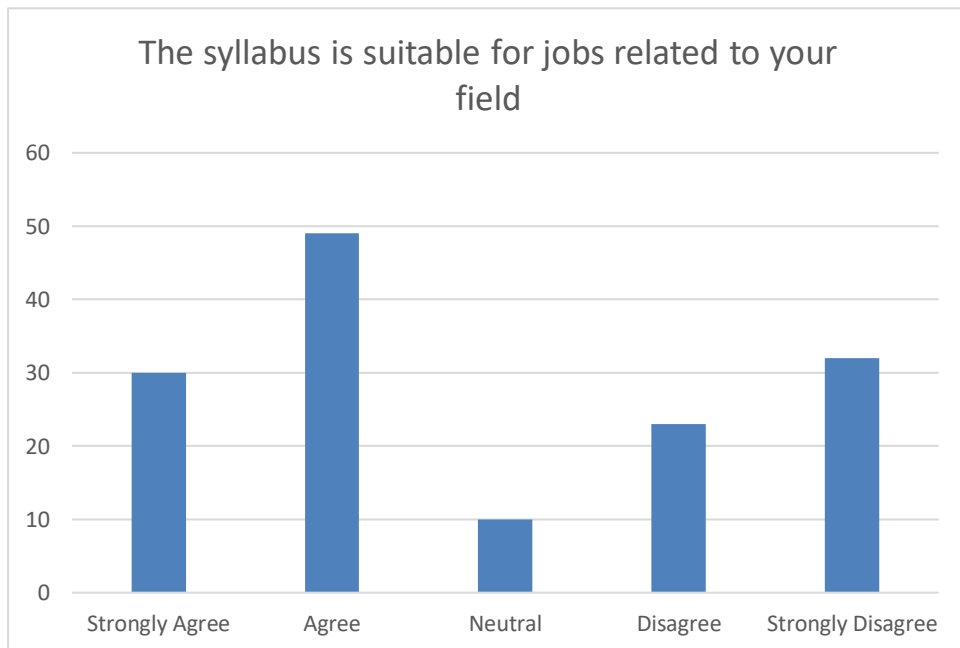
For the statement 'The syllabus was updated according to recent trends and developments' 34.83% of the students strongly agree that 'The syllabus created interest in order to pursue higher studies', 27.74% agree, 14.83% had neutral response and 14.19% disagree with the statement. 8.38% strongly disagreed.

EMPLOYABILITY IS GIVEN FOCUS

For the statement 'Employability is given focus' 20.64% of the alumni strongly agree with the statement, 29.6% agree, 7.74% responded neutral and 14.19% disagree. 27.74% of the respondents strongly disagreed.

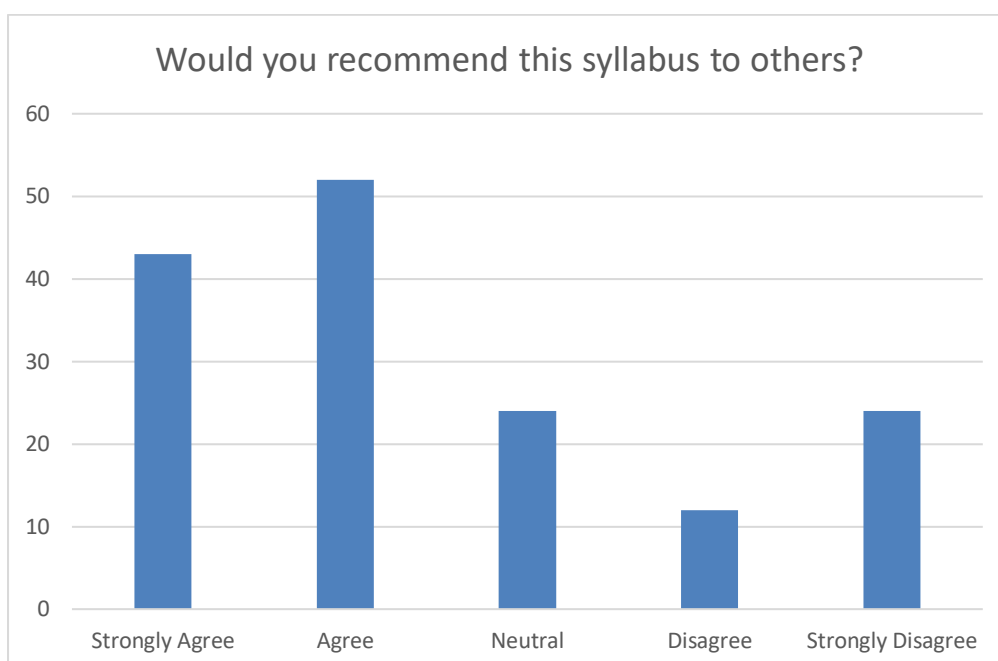


5.4. THE SYLLABUS IS SUITABLE FOR JOBS RELATED TO YOUR FIELD



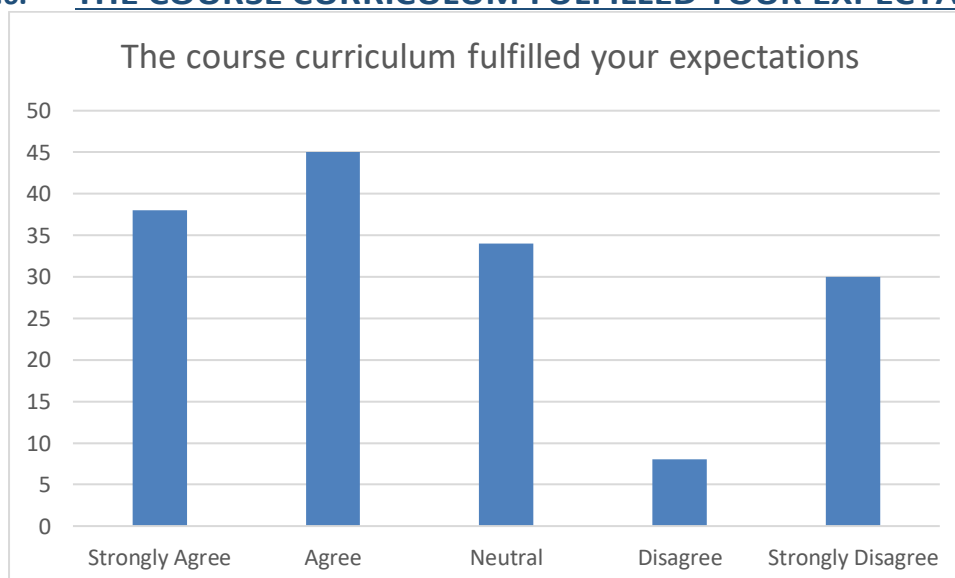
For the statement 'the syllabus is suitable for jobs related to your field' 19.35% of the alumnistrongly agree with the statement, 31.61% agree, 6.45% responded neutral and 14.83% disagree. 20.64% of the respondents strongly disagreed.

5.5. WOULD YOU RECOMMEND THIS SYLLABUS TO OTHERS?



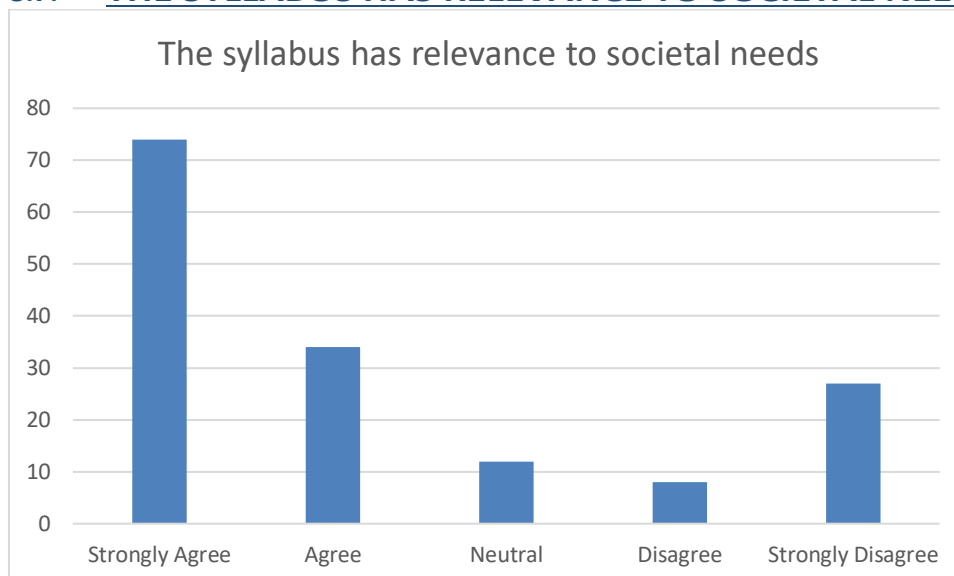
27.74% of the alumni responded 'strongly agree' for the question 'Would you recommend this syllabus to others', 33.54% responded 'agree' and 15.48% responded 'neutral' to the statement and 7.74% responded as disagree. 15.48% of the respondents strongly disagreed.

5.6. THE COURSE CURRICULUM FULFILLED YOUR EXPECTATIONS



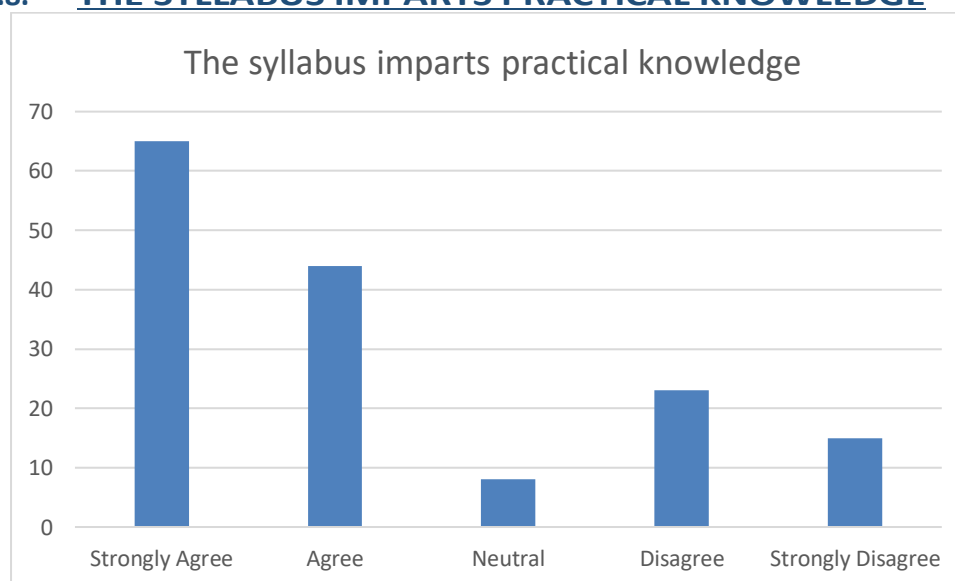
24.51 % of the alumni strongly agree that 'The course fulfilled your expectations', 29.03% agree, 21.93% had neutral response and 5.16% disagree with the statement. 19.35% of the respondents strongly disagreed.

5.7. THE SYLLABUS HAS RELEVANCE TO SOCIETAL NEEDS



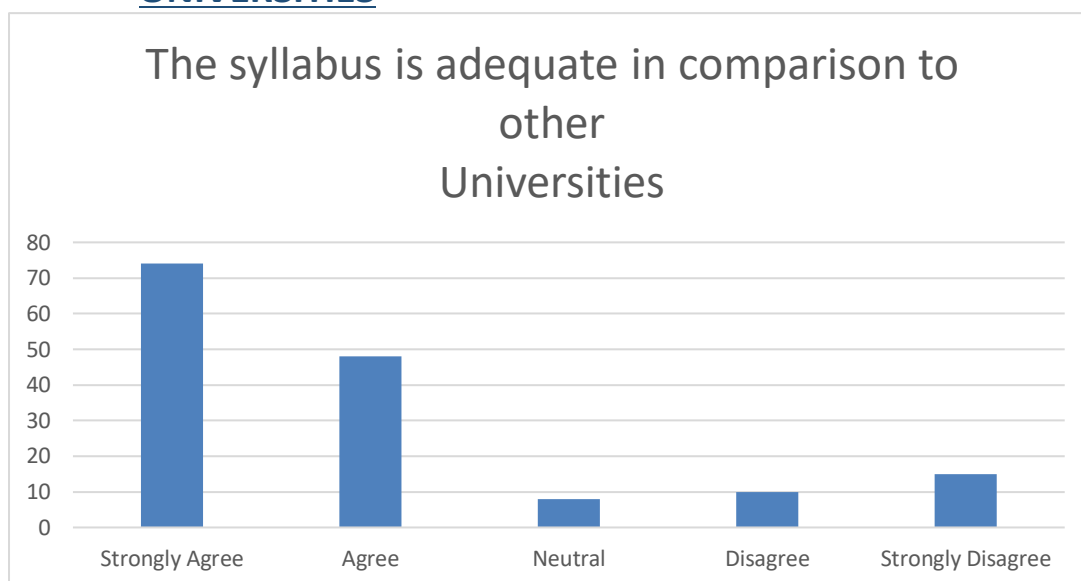
47.74 % of the alumni strongly agree that ‘The syllabus has relevance to societal needs’, 21.93% agree, 7.74% had neutral response and 5.16 % disagree with the statement. 17.41% of the respondents strongly disagreed.

5.8. THE SYLLABUS IMPARTS PRACTICAL KNOWLEDGE



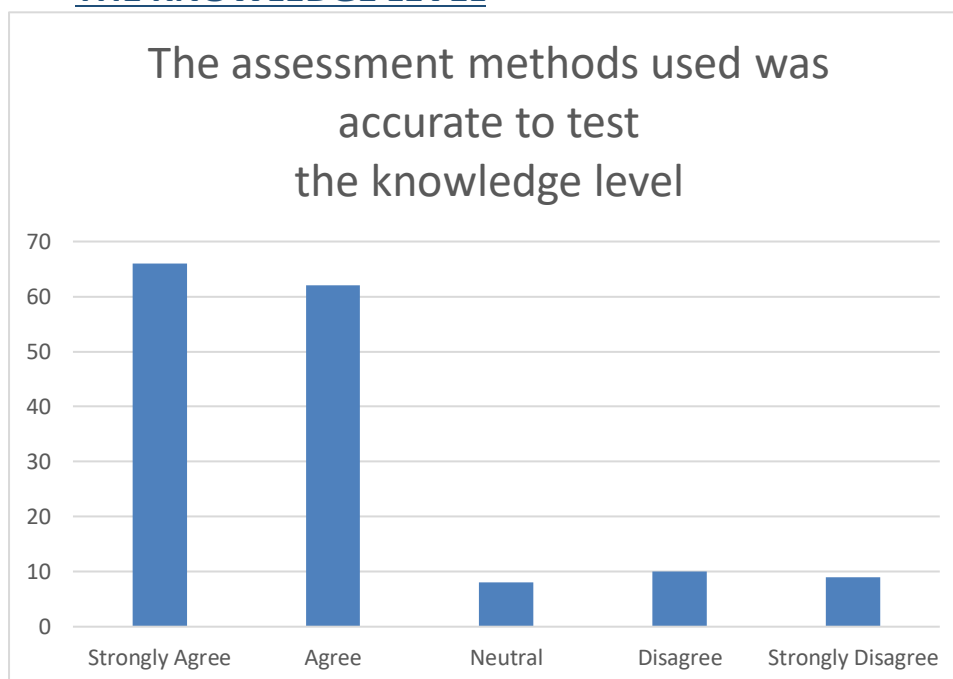
41.93 % of the alumni strongly agree that ‘The syllabus has relevance to societal needs’, 28.38% agree, 5.16 % had neutral response and 14.83 % disagree with the statement. 9.67 % of the respondents strongly disagreed.

5.9. THE SYLLABUS IS ADEQUATE IN COMPARISON TO OTHER UNIVERSITIES



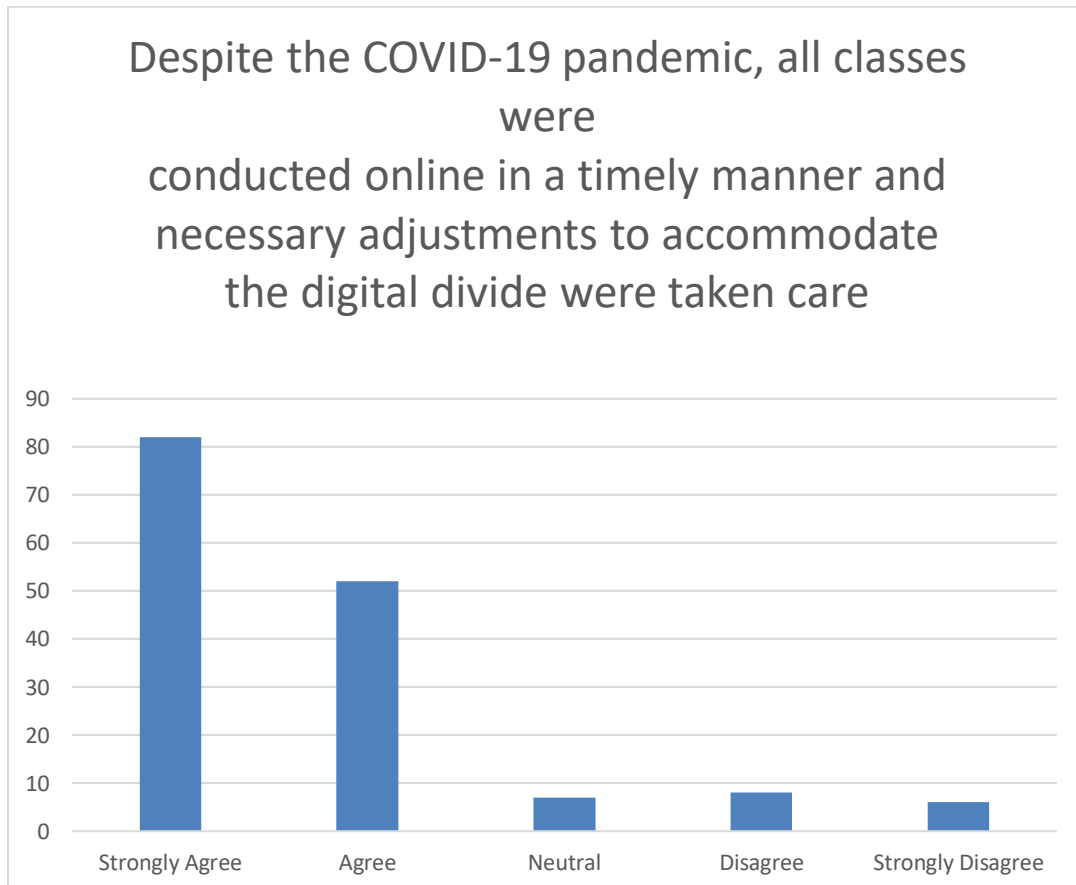
47.74 % of the alumni strongly agree that ‘The syllabus is adequate in comparison to other Universities’, 30.96% agree, 5.16% had neutral response and 6.45% disagree with the statement. 9.67 % of the respondents strongly disagreed.

5.10. THE ASSESSMENT METHODS USED WAS ACCURATE TO TEST THE KNOWLEDGE LEVEL



42.58% of the alumni strongly agree that ‘The assessment methods used was accurate to test the knowledge level’, 40% agree, 5.16% had neutral response and 6.45 % disagree with the statement. 5.80 % of the respondents strongly disagreed.

5.11. DESPITE THE COVID-19 PANDEMIC, ALL CLASSES WERE CONDUCTED ONLINE IN A TIMELY MANNER AND NECESSARY ADJUSTMENTS TO ACCOMMODATE THE DIGITAL DIVIDE WERE TAKEN CARE



For the statement 'despite the COVID-19 pandemic, all classes were conducted online in a timely manner and necessary adjustments to accommodate the digital divide were taken care', 52.90% of the alumni responded with strongly agree, 33.54% agree, 4.51% gave neutral response and 5.16 % disagree with the statement. 3.87 % of the respondents strongly disagreed.

6. FEEDBACK SUMMARY

Statements	Strongly Agree	Agree	Neutral	Disagree	Strongly Disagree
The syllabus helped you learn new skills	47.74194	20.64%	11.6129	13.548387	6.45
The syllabus created interest in order to pursue higher studies	34.83%	29.03%	15.48%	13.54%	7.09%
The syllabus was updated according to recent trends and developments	34.83%	27.74%	14.83%	14.19%	8.38%
Employability is given focus	20.64%	29.67%	7.74%	14.19%	27.74%
The syllabus is suitable for jobs related to your field	19.35%	31.61%	6.45%	14.83%	20.64%
Would you recommend the syllabus to others?	27.74%	33.54%	15.48%	7.74%	15.48%
The course curriculum fulfilled your expectations	24.51%	29.03%	21.93%	5.16%	19.35%
The syllabus has relevance to societal needs	47.74%	21.93%	7.74%	5.16%	17.41%
The syllabus is adequate in comparison to other Universities	47.74%	30.96%	5.16%	6.45%	9.67%
The assessment methods used was accurate to test the knowledge level	42.58%	40.00%	5.16%	6.45%	5.80%
Despite the COVID-19 pandemic, all classes were conducted online in a timely manner and necessary adjustments to accommodate the digital divide were taken care	52.90%	33.54%	4.51%	5.16%	3.87%



Steph P Thomas

DR. STEPHY THOMAS
Principal In Charge
Bishop Chulaparambil Memorial College
Kottayam, Kerala

Alumni are totally satisfied with the curriculum.