



BCM
BISHOP CHULAPARAMBIL MEMORIAL
COLLEGE | KOTTAYAM
Sapientia et Gratia-Wisdom and Grace

FEEDBACK REPORT ON CURRICULUM- STUDENTS

2016-17

CONTENTS

TITLE	PAGE NUMBER
1. INTRODUCTION	3
2. FEEDBACK COMMITTEE	3
3. FEEDBACK METHODOLOGY	3
4. FEEDBACK PROCESS	4
5. FEEDBACK ANALYSIS OF STUDENTS	4-26
6. FEEDBACK SUMMARY	27




Principal
Bishop Chulaparambil Memorial College
Kottayam

1. INTRODUCTION

The IQAC committee of the college makes it a point to collect feedback from stakeholders- students, teachers, alumni and employers, for the betterment of the institution by analysing and implementing the changes suggested by the stakeholders through the feedback procedure. To implement this, a feedback committee is constituted. They collect and analyse the feedback and make suggestions to the appropriate bodies.

2. FEEDBACK COMMITTEE (2016-17)

This year's feedback committee consisted of

- *Ms. Ponnu Liz Malieckal (Department of English),*
- *Ms. Shalini Thomas (Department of Economics) and*
- *Ms. Elizabeth Johnny ((Department of Commerce)*

This Committee would be responsible for distributing, collecting, filing, analysing and directing the actions taken based on the feedback. This committee acts as an advisory body to the council, allowing them to make changes based on the feedback collected from the previous year. The collected feedback is analysed and suggestions are made to the committee based on the report.

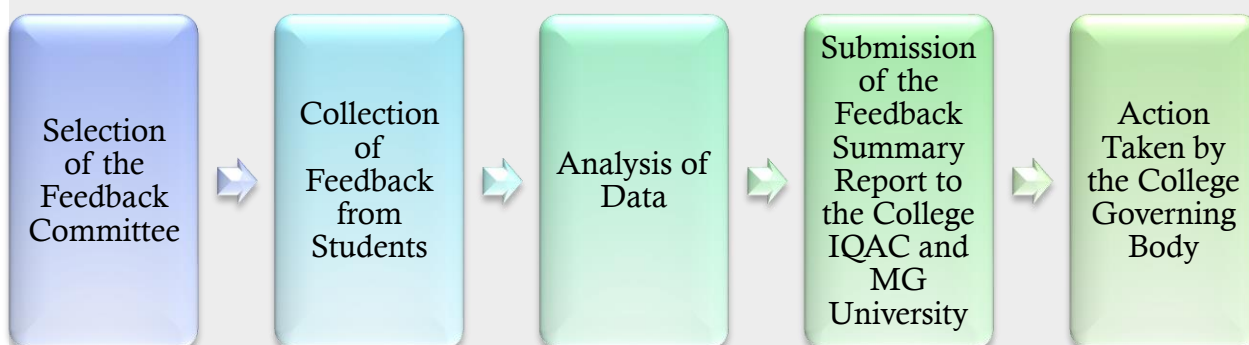
The stakeholders of this feedback are: students, teachers, alumni and employees.

3. FEEDBACK METHODOLOGY

The feedback is collected from the students by distributing a well-structured questionnaire randomly. Students' feedback is also collected through personal interactions with teachers, open house meetings etc. After collecting the feedback, it is put for further analysis, and the summary is submitted to IQAC for different implementation. Once the IQAC is convinced of the changes, they put it forward to the Governing Body, where the changes are implemented. The feedback summary report is submitted to MG University also.

STUDENTS' FEEDBACK SOURCES	Questionnaire
	Oral Interactions with teachers
	Open House Meetings

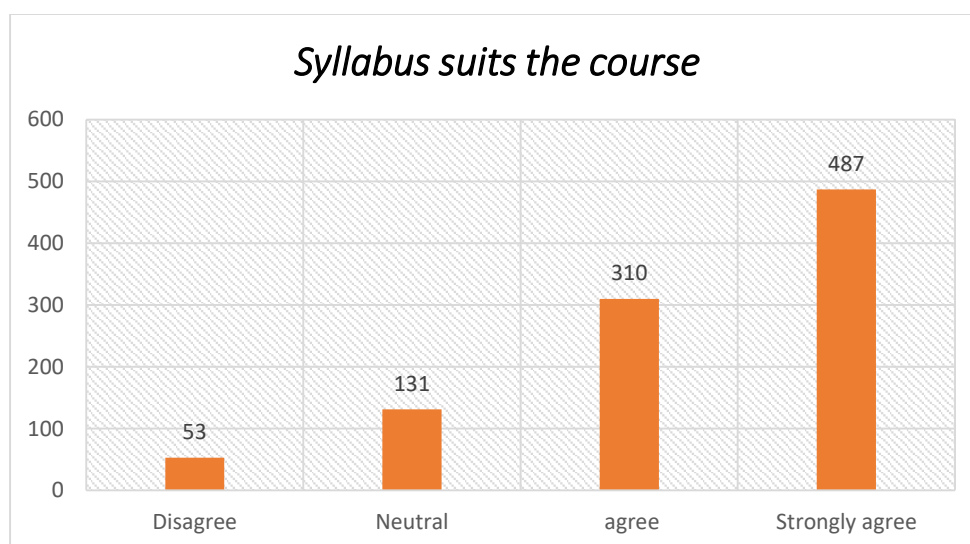
4. FEEDBACK PROCESS



5. FEEDBACK ANALYSIS OF STUDENTS

Total number of responses: **981**

5.1. SYLLABUS SUITS THE COURSE



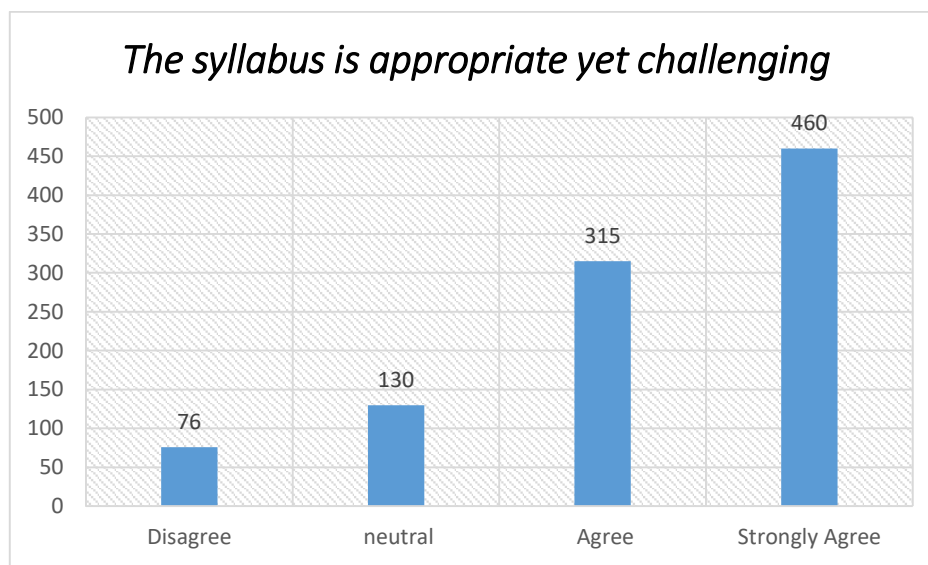
49.6% of the students strongly agree that the syllabus suits the course, 31.6% agree, 13.4% have neutral response and 5.4% disagree with the statement.

Syllabus suits the course					
Programme	Strongly agree	Agree	Neutral	Disagree	Grand Total
B.A. Economics Model I	36	17	12	2	67
B.A. English Language and Literature Model I	30	25	12	2	69
B.A. English Language and Literature Model II(Administrative Assistant)	17	7	5	4	33
B.A. English Language, Communication and Journalism Model III	19	12	9	2	42
B.A. History Model I	25	12	8	3	48
B.A. Sociology Model I	24	22	11	2	59
B.Com. Computer Application Model I	22	23	8	2	55
B.Com. Finance and Taxation Model I	35	25	12	3	75
B.Sc. Botany Model I	40	25	8	2	75
B.Sc. Chemistry Model I	27	13	6	5	51
B.Sc. Computer Science Model III	11	11	5	1	28
B.Sc. Family and Community Science Model I	20	16	7	4	47
B.Sc. Food Science and Quality Control Model III	14	14	6	3	37
B.Sc. Mathematics Model I	36	21	6	6	69
B.Sc. Physics Model I	35	13	3	3	54
B.Sc. Zoology Model I	42	20	4	3	69
M Com Finance	12	9	2	2	23
M Com Taxation	9	3	1	1	14
M.A. English (Aided)	5	5	1	1	12
M.A. English (S.F.)	9	2	3	1	15
M.S.W	8	5		2	15
M.Sc. Mathematics	9	6	2	1	18
MSc Child Development and Behavioural Science	2	4			6

Grand Total	487	310	131	53	981
-------------	-----	-----	-----	----	-----

30 students out of 69 from English Model 1 strongly agree and 25 out of 69 agree that the syllabus suits the course. Only 2 students out of 75 Botany students disagree that the syllabus suits the course.

5.2. THE SYLLABUS IS APPROPRIATE YET CHALLENGING



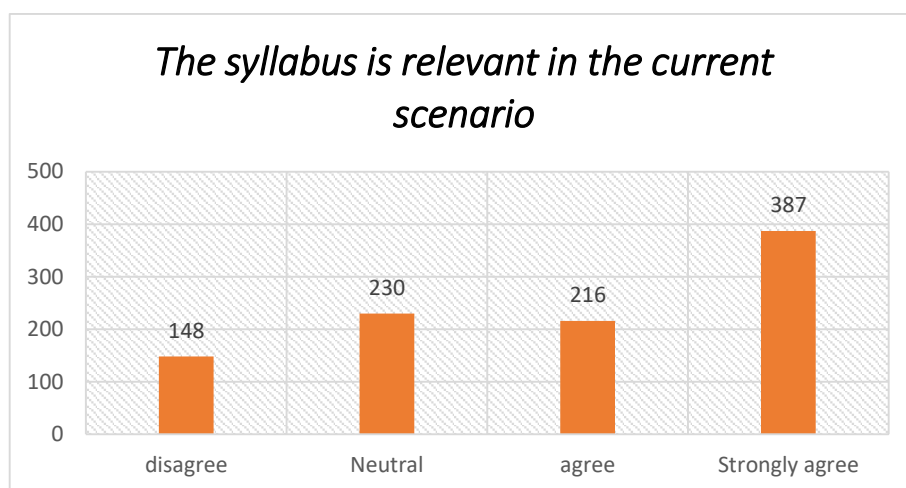
Majority of the students making a percentage of 46.8 strongly agree that the syllabus is appropriate yet challenging 32.1% agree, 13.3% have neutral response and 7.7% disagree.

The syllabus is appropriate yet challenging					
Programme	Strongly Agree	Agree	neutral	Disagree	Grand Total
B.A. Economics Model I	30	26	6	5	67
B.A. English Language and Literature Model I	32	17	15	5	69
B.A. English Language and Literature Model II(Administrative Assistant)	17	10	2	4	33
B.A. English Language, Communication and Journalism Model III	23	10	6	3	42
B.A. History Model I	20	17	6	5	48
B.A. Sociology Model I	23	22	10	4	59

B.Com. Computer Application Model I	26	17	9	3	55
B.Com. Finance and Taxation Model I	31	23	12	9	75
B.Sc. Botany Model I	39	24	6	6	75
B.Sc. Chemistry Model I	25	14	6	6	51
B.Sc. Computer Science Model III	12	13	2	1	28
B.Sc. Family and Community Science Model I	21	13	10	3	47
B.Sc. Food Science and Quality Control Model III	17	12	5	3	37
B.Sc. Mathematics Model I	36	21	9	3	69
B.Sc. Physics Model I	31	15	4	4	54
B.Sc. Zoology Model I	28	27	9	5	69
M Com Finance	13	5	4	1	23
M Com Taxation	7	7			14
M.A. English (Aided)	3	8		1	12
M.A. English (S.F.)	10	1	2	2	15
M.S.W	8	5		2	15
M.Sc. Mathematics	8	5	5		18
MSc Child Development and Behavioural Science		3	2	1	6
Grand Total	460	315	130	76	981

31 out of 54 Physics students strongly agree that the syllabus is appropriate yet challenging and 15 out of 54 Physics students agree with this. Only 6 out of 51 Chemistry students disagree that the syllabus is appropriate yet challenging.

5.2. SYLLABUS IS RELEVANT IN THE CURRENT SCENARIO



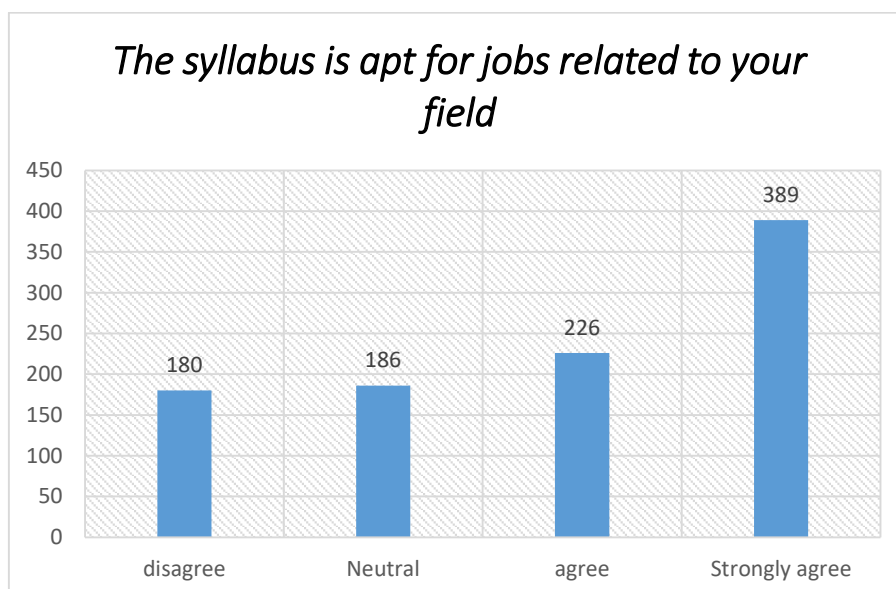
39.5% of the students strongly agree that syllabus is relevant in the current scenario, 22% agree, 23.4% have neutral response and 15.1% show disagreement.

The syllabus is relevant in the current scenario					
Programme	Strongly agree	agree	Neutral	disagree	Grand Total
B.A. Economics Model I	29	9	15	14	67
B.A. English Language and Literature Model I	22	18	13	16	69
B.A. English Language and Literature Model II(Administrative Assistant)	16	6	4	7	33
B.A. English Language, Communication and Journalism Model III	19	9	11	3	42
B.A. History Model I	20	10	9	9	48
B.A. Sociology Model I	21	13	15	10	59
B.Com. Computer Application Model I	25	8	15	7	55
B.Com. Finance and Taxation Model I	28	15	21	11	75
B.Sc. Botany Model I	32	14	18	11	75
B.Sc. Chemistry Model I	23	12	11	5	51
B.Sc. Computer Science Model III	11	9	6	2	28
B.Sc. Family and Community Science Model I	19	14	9	5	47

B.Sc. Food Science and Quality Control Model III	10	14	7	6	37
B.Sc. Mathematics Model I	24	17	17	11	69
B.Sc. Physics Model I	20	13	10	11	54
B.Sc. Zoology Model I	26	14	23	6	69
M Com Finance	10	4	5	4	23
M Com Taxation	4	3	4	3	14
M.A. English (Aided)	9		3		12
M.A. English (S.F.)	5	5	2	3	15
M.S.W	5	1	6	3	15
M.Sc. Mathematics	4	7	6	1	18
MSc Child Development and Behavioural Science	5	1			6
Grand Total	387	216	230	148	981

26 out of 69 zoology students strongly agree that the syllabus is relevant in the current scenario, while 14 out of 69 agree with this. Only 5 out of 51 Chemistry students disagree with this.

5.3. THE SYLLABUS IS APT FOR JOBS RELATED TO YOUR FIELD

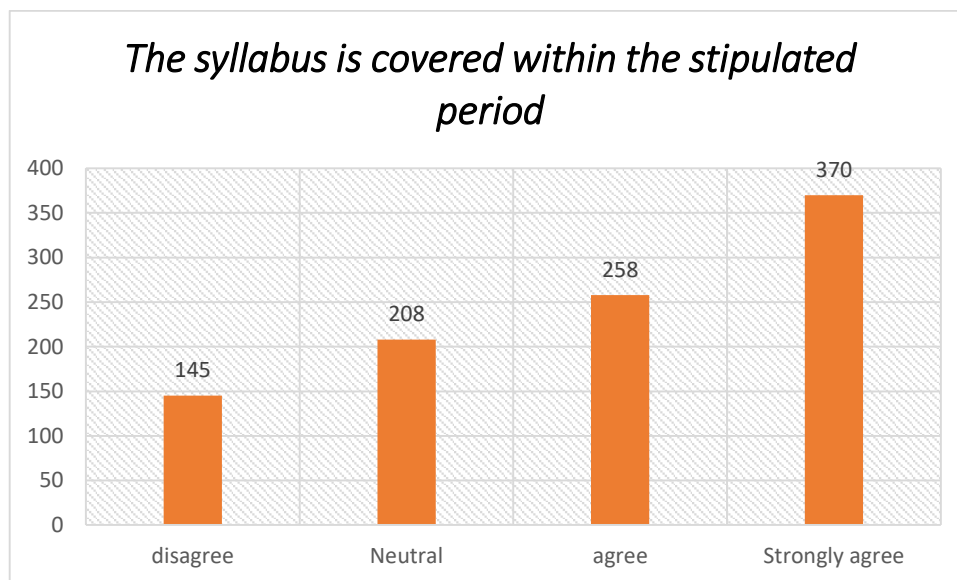


39.6% of the students strongly agree, 23% agree, 18.9% responded neutral and 18.3% disagree with the statement 'syllabus is apt for jobs related to your field'.

The syllabus is apt for jobs related to your field					
Programme	Strongly agree	agree	Neutral	disagree	Grand Total
B.A. Economics Model I	29	13	12	13	67
B.A. English Language and Literature Model I	27	16	9	17	69
B.A. English Language and Literature Model II(Administrative Assistant)	19	8		6	33
B.A. English Language, Communication and Journalism Model III	16	16	5	5	42
B.A. History Model I	18	12	6	12	48
B.A. Sociology Model I	21	13	12	13	59
B.Com. Computer Application Model I	23	10	12	10	55
B.Com. Finance and Taxation Model I	28	18	17	12	75
B.Sc. Botany Model I	25	13	21	16	75
B.Sc. Chemistry Model I	21	14	11	5	51
B.Sc. Computer Science Model III	11	4	7	6	28
B.Sc. Family and Community Science Model I	19	8	9	11	47
B.Sc. Food Science and Quality Control Model III	12	15	3	7	37
B.Sc. Mathematics Model I	30	20	9	10	69
B.Sc. Physics Model I	23	11	8	12	54
B.Sc. Zoology Model I	26	13	20	10	69
M Com Finance	10	5	3	5	23
M Com Taxation	4	3	4	3	14
M.A. English (Aided)	6	2	2	2	12
M.A. English (S.F.)	6	3	5	1	15
M.S.W	8	3	3	1	15
M.Sc. Mathematics	4	6	5	3	18
MSc Child Development and Behavioural Science	3		3		6
Grand Total	389	226	186	180	981

26 out of 69 zoology students agree that the syllabus is suitable for jobs related to their field while 13 agreed with this. Only 3 out of 18 MSW students disagreed with this.

5.4. THE SYLLABUS IS COVERED WITHIN THE STIPULATED PERIOD



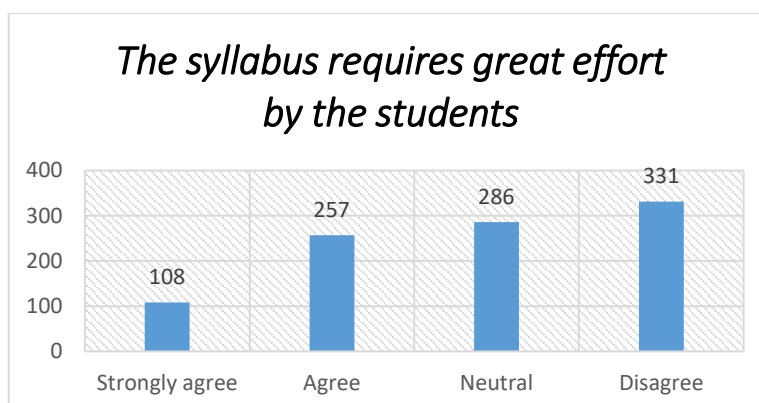
37.7% of the students strongly agree to the statement 'syllabus is covered within the stipulated period', 26.3% agree, 21.2% have neutral response and 14.8% disagree.

The syllabus is covered within the stipulated period					
Programme	Strongly agree	agree	Neutral	disagree	Grand Total
B.A. Economics Model I	32	13	11	11	67
B.A. English Language and Literature Model I	23	22	13	11	69
B.A. English Language and Literature Model II(Administrative Assistant)	12	10	7	4	33
B.A. English Language, Communication and Journalism Model III	16	10	11	5	42
B.A. History Model I	21	9	10	8	48
B.A. Sociology Model I	20	16	18	5	59
B.Com. Computer Application Model I	17	9	15	14	55
B.Com. Finance and Taxation Model I	31	23	13	8	75

B.Sc. Botany Model I	27	23	16	9	75
B.Sc. Chemistry Model I	25	11	10	5	51
B.Sc. Computer Science Model III	11	11	3	3	28
B.Sc. Family and Community Science Model I	22	9	11	5	47
B.Sc. Food Science and Quality Control Model III	8	16	8	5	37
B.Sc. Mathematics Model I	17	22	12	18	69
B.Sc. Physics Model I	23	12	9	10	54
B.Sc. Zoology Model I	25	16	21	7	69
M Com Finance	8	7	6	2	23
M Com Taxation	4	2	4	4	14
M.A. English (Aided)	4	4	2	2	12
M.A. English (S.F.)	7	5	1	2	15
M.S.W	6	6	1	2	15
M.Sc. Mathematics	9	1	4	4	18
MSc Child Development and Behavioural Science	2	1	2	1	6
Grand Total	370	258	208	145	981

25 out of 69 Zoology students strongly agreed that the syllabus is covered in the stipulated time while 21 remained neutral to this. Only 4 out of 31 BA English M2 students disagreed with this.

5.5. THE SYLLABUS REQUIRES GREAT EFFORT BY THE STUDENTS



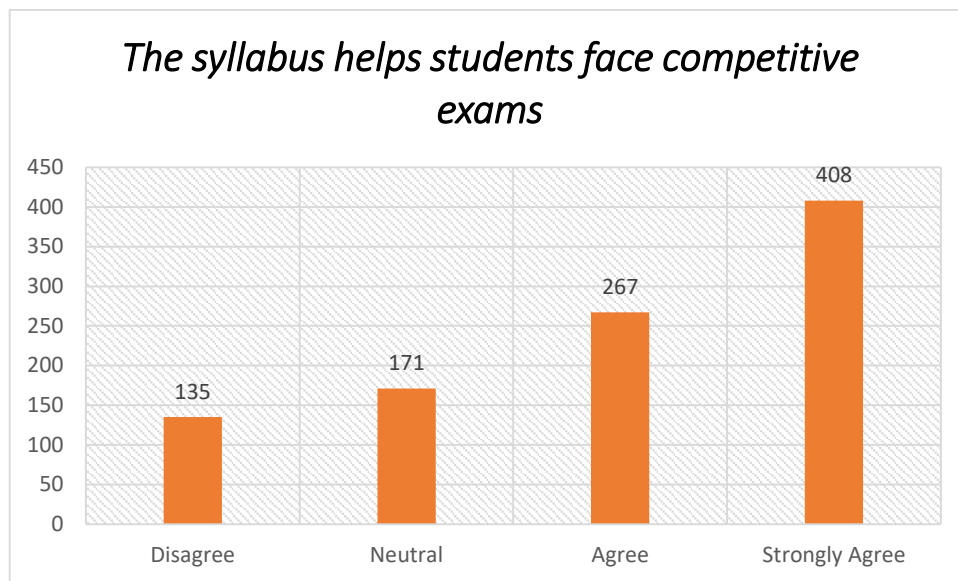
For the statement 'the syllabus requires great effort by the students' 33.7% disagree, 29.2% of the students had a neutral response, 26.1% agree and 11% strongly agree.

The syllabus requires great effort by the students					
Programme	Disagree	Agree	Neutral	Strongly agree	Grand Total
B.A. Economics Model I	24	21	16	6	67
B.A. English Language and Literature Model I	21	17	20	11	69
B.A. English Language and Literature Model II(Administrative Assistant)	16	8	7	2	33
B.A. English Language, Communication and Journalism Model III	15	8	13	6	42
B.A. History Model I	16	15	14	3	48
B.A. Sociology Model I	20	16	18	5	59
B.Com. Computer Application Model I	26	8	15	6	55
B.Com. Finance and Taxation Model I	26	17	17	15	75
B.Sc. Botany Model I	23	22	22	8	75
B.Sc. Chemistry Model I	20	13	14	4	51
B.Sc. Computer Science Model III	10	4	11	3	28
B.Sc. Family and Community Science Model I	13	15	13	6	47
B.Sc. Food Science and Quality Control Model III	10	10	15	2	37
B.Sc. Mathematics Model I	18	16	24	11	69
B.Sc. Physics Model I	10	21	19	4	54
B.Sc. Zoology Model I	26	20	15	8	69
M Com Finance	9	8	5	1	23
M Com T	3	5	5	1	14
M.A. English (Aided)	3	3	4	2	12
M.A. English (S.F.)	6	3	6		15
M.S.W	6	2	4	3	15

M.Sc. Mathematics	7	5	5	1	18
MSc Child Development and Behavioural Science	3		3		6
Grand Total	331	257	285	108	981

20 out of 59 Sociology students disagree that the syllabus requires great effort by the students. 6 out of 67 Economics students felt that the syllabus requires great effort.

5.6. THE SYLLABUS HELPS STUDENTS FACE COMPETITIVE EXAMS



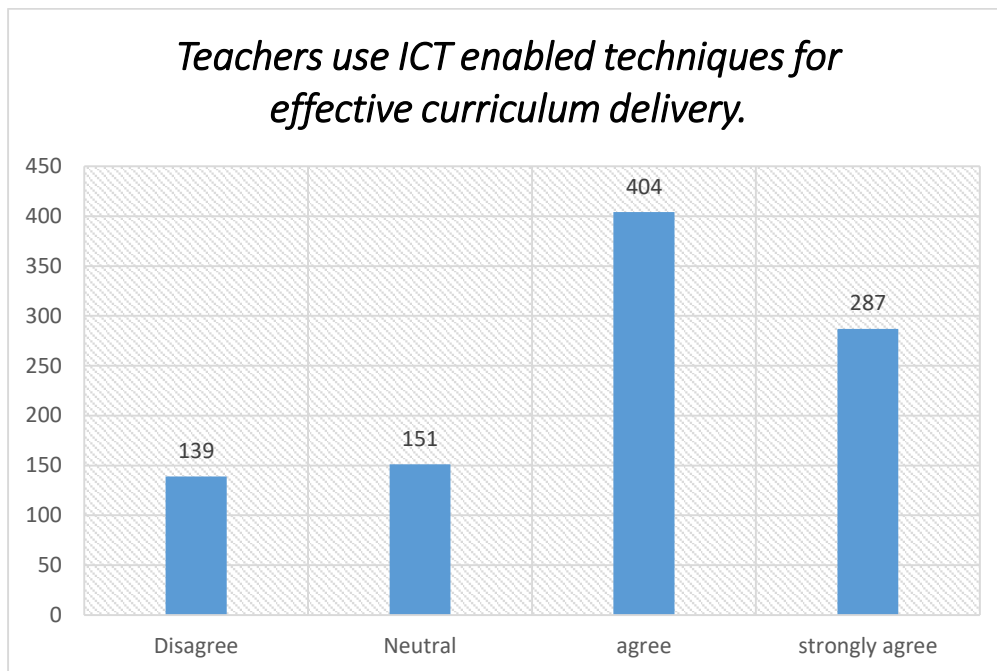
41.6% of the students strongly agree, 27.2% agree, 17.4% neutral response 13.8% disagree with the statement 'Syllabus Helps Students Face Competitive Exams'.

Programme	Strongly Agree	Agree	Neutral	Disagree	Grand Total
B.A. Economics Model I	27	19	11	10	67
B.A. English Language and Literature Model I	19	21	13	16	69
B.A. English Language and Literature Model II(Administrative Assistant)	19	5	5	4	33
B.A. English Language, Communication and Journalism Model III	17	10	6	9	42

B.A. History Model I	24	12	7	5	48
B.A. Sociology Model I	20	19	12	8	59
B.Com. Computer Application Model I	19	13	13	10	55
B.Com. Finance and Taxation Model I	35	19	12	9	75
B.Sc. Botany Model I	32	22	12	9	75
B.Sc. Chemistry Model I	23	19	7	2	51
B.Sc. Computer Science Model III	10	9	6	3	28
B.Sc. Family and Community Science Model I	25	16	3	3	47
B.Sc. Food Science and Quality Control Model III	18	8	7	4	37
B.Sc. Mathematics Model I	31	19	11	8	69
B.Sc. Physics Model I	20	16	13	5	54
B.Sc. Zoology Model I	28	17	13	11	69
M Com Finance	12	3	4	4	23
M Com Taxation	7	3	2	2	14
M.A. English (Aided)	5	3	2	2	12
M.A. English (S.F.)	6	3	3	3	15
M.S.W	4	6	3	2	15
M.Sc. Mathematics	6	4	5	3	18
MSc Child Development and Behavioural Science	1	1	1	3	6
Grand Total	408	267	171	135	981

27 out of 67 Economics students felt that the syllabus helps them face competitive exams. Only 9 out of 75 Botany students disagreed with this.

5.7. TEACHERS USE ICT ENABLED TECHNIQUES FOR EFFECTIVE CURRICULUM DELIVERY



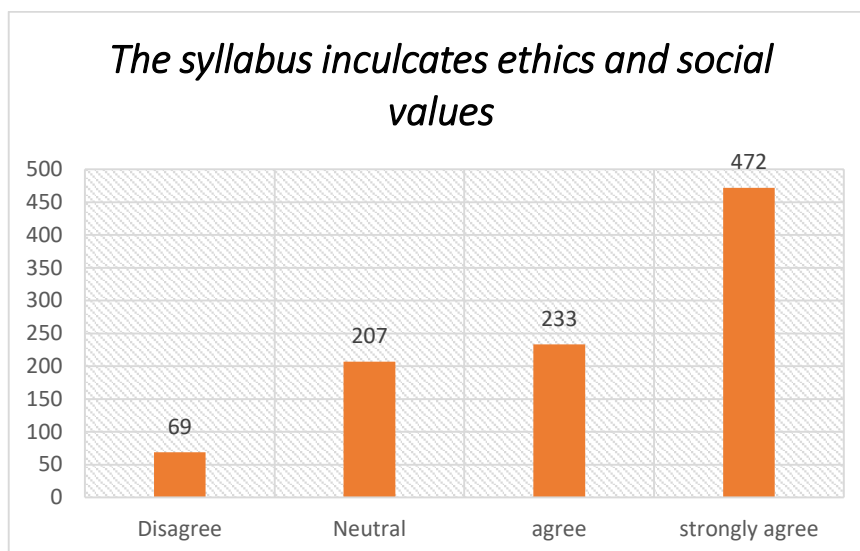
For the statement 'teachers use ICT enabled techniques for effective curriculum delivery' 41.2% strongly agree, 29.3% agree, 15.4% of the students had a neutral response, and 14.1% disagree.

Teachers use ICT enabled techniques for effective curriculum delivery					
Programme	strongly agree	agree	Neutral	Disagree	Grand Total
B.A. Economics Model I	26	22	11	8	67
B.A. English Language and Literature Model I	17	38	4	10	69
B.A. English Language and Literature Model II(Administrative Assistant)	8	15	5	5	33
B.A. English Language, Communication and Journalism Model III	16	11	5	10	42

B.A. History Model I	15	20	9	4	48
B.A. Sociology Model I	21	20	9	9	59
B.Com. Computer Application Model I	13	31	7	4	55
B.Com. Finance and Taxation Model I	26	27	11	11	75
B.Sc. Botany Model I	23	27	13	12	75
B.Sc. Chemistry Model I	14	23	7	7	51
B.Sc. Computer Science Model III	5	16	3	4	28
B.Sc. Family and Community Science Model I	15	12	11	9	47
B.Sc. Food Science and Quality Control Model III	6	16	10	5	37
B.Sc. Mathematics Model I	20	32	10	7	69
B.Sc. Physics Model I	14	22	9	9	54
B.Sc. Zoology Model I	19	28	10	12	69
M Com Finance	9	8	5	1	23
M Com Taxation	4	5	2	3	14
M.A. English (Aided)	2	5	4	1	12
M.A. English (S.F.)	4	9	1	1	15
M.S.W	2	9	2	2	15
M.Sc. Mathematics	7	6	1	4	18
MSc Child Development and Behavioural Science	1	2	2	1	6
Grand Total	287	404	151	139	981

21 out of 50 Sociology students strongly agree that teachers use ICT enabled techniques for effective curriculum delivery. Only 1 out of 23 M.Com students disagree with this statement.

5.8. THE SYLLABUS INCULCATES ETHICS AND SOCIAL VALUES




48.1% of the students strongly agree 'Syllabus Inculcates Ethics and Social Values' 23.8% agree, 21.1% have neutral response, and 7% disagree.

The syllabus inculcates ethics and social values					
Programme	strongly agree	agree	Neutra l	Disagre e	Gran d Total
B.A. Economics Model I	33	15	16	3	67
B.A. English Language and Literature Model I	32	12	20	5	69
B.A. English Language and Literature Model II(Administrative Assistant)	16	9	6	2	33
B.A. English Language, Communication and Journalism Model III	20	11	9	2	42
B.A. History Model I	22	13	8	5	48
B.A. Sociology Model I	26	15	16	2	59
B.Com. Computer Application Model I	23	14	13	5	55
B.Com. Finance and Taxation Model I	35	15	20	5	75
B.Sc. Botany Model I	31	18	17	9	75

B.Sc. Chemistry Model I	20	19	9	3	51
B.Sc. Computer Science Model III	15	5	5	3	28
B.Sc. Family and Community Science Model I	21	8	14	4	47
B.Sc. Food Science and Quality Control Model III	19	8	7	3	37
B.Sc. Mathematics Model I	46	12	7	4	69
B.Sc. Physics Model I	24	15	11	4	54
B.Sc. Zoology Model I	34	18	11	6	69
M Com Finance	8	7	5	3	23
M Com Taxation	7	4	3		14
M.A. English (Aided)	6	4	2		12
M.A. English (S.F.)	9	4	1	1	15
M.S.W	9	3	3		15
M.Sc. Mathematics	13	3	2		18
MSc Child Development and Behavioural Science	3	1	2		6
Grand Total	472	233	207	69	981

26 out of 59 Sociology students strongly agree that the syllabus inculcates ethics and social values. Only 6 out of 69 Zoology students disagree with this statement.

5.9. THE RECOMMENDED TEXTBOOKS ARE EASILY AVAILABLE IN LIBRARY



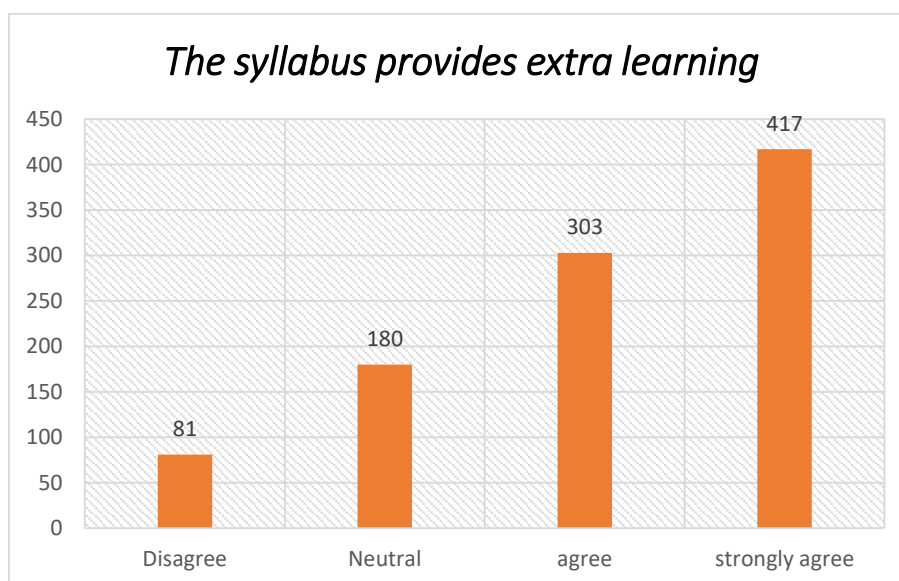
For the statement 'Recommended Textbooks are Easily Available in the Library' 35.5% students agree, 34.8% strongly agree, 16.7% disagree and 13% have a neutral response.

The recommended textbooks are easily available in the Library					
Programme	strongly agree	agree	Neutral	Disagree	Grand Total
B.A. Economics Model I	23	25	9	10	67
B.A. English Language and Literature Model I	32	24	8	5	69
B.A. English Language and Literature Model II(Administrative Assistant)	9	15	5	4	33
B.A. English Language, Communication and Journalism Model III	18	15	2	7	42
B.A. History Model I	12	20	4	12	48
B.A. Sociology Model I	23	22	5	9	59
B.Com. Computer Application Model I	24	11	12	8	55
B.Com. Finance and Taxation Model I	23	23	16	13	75
B.Sc. Botany Model I	21	26	10	18	75
B.Sc. Chemistry Model I	11	23	10	7	51
B.Sc. Computer Science Model III	13	9	2	4	28
B.Sc. Family and Community Science Model I	15	20	4	8	47
B.Sc. Food Science and Quality Control Model III	14	16	4	3	37
B.Sc. Mathematics Model I	31	15	12	11	69
B.Sc. Physics Model I	18	21	4	11	54
B.Sc. Zoology Model I	24	24	10	11	69
M Com Finance	5	9	4	5	23
M Com Taxation	3	5	2	4	14
M.A. English (Aided)	4	5	1	2	12
M.A. English (S.F.)	3	7		5	15
M.S.W	4	4	2	5	15
M.Sc. Mathematics	8	7	2	1	18

MSc Child Development and Behavioural Science	3	2		1	6
Grand Total	341	348	128	164	981

12 out of 48 History students strongly agreed that recommended text books are easily available in the library. Only 13 out of 75 B.com students disagreed with this statement.

5.10. THE SYLLABUS PROVIDES EXTRA LEARNING



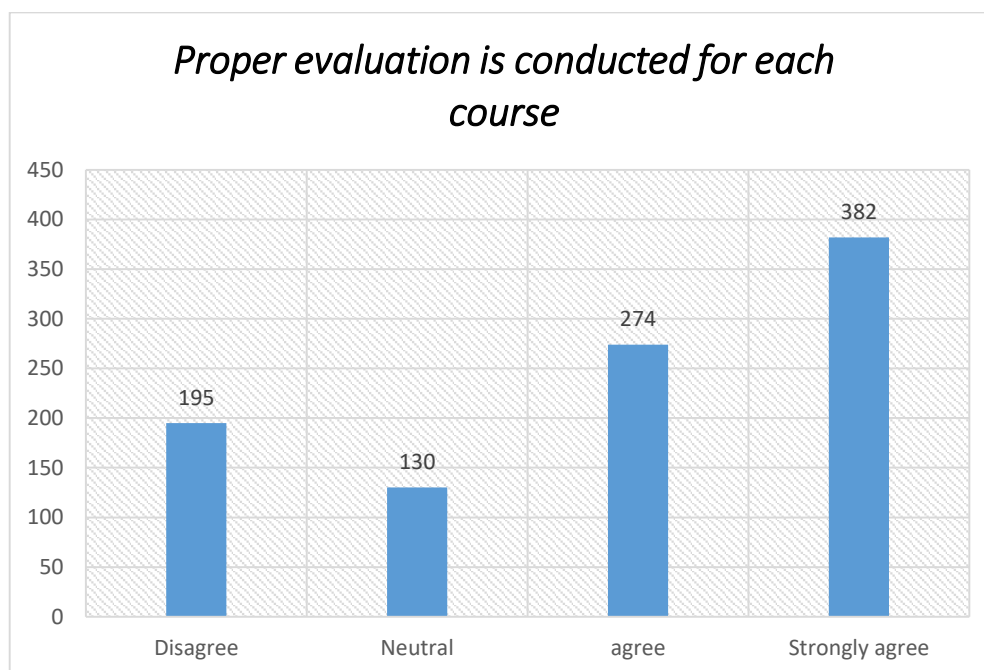
42.5% of the students strongly agree that 'the syllabus provides extra learning', 30.9% agree, 18.3% had neutral response and 8.3% disagree with the statement.

The syllabus provides extra learning					
Programme	strongly agree	agree	Neutral	Disagree	Grand Total
B.A. Economics Model I	27	18	16	6	67
B.A. English Language and Literature Model I	29	21	13	6	69
B.A. English Language and Literature Model II(Administrative Assistant)	17	7	4	5	33
B.A. English Language, Communication and Journalism Model III	19	8	11	4	42
B.A. History Model I	18	19	7	4	48
B.A. Sociology Model I	25	20	8	6	59

B.Com. Computer Application Model I	18	19	9	9	55
B.Com. Finance and Taxation Model I	33	18	19	5	75
B.Sc. Botany Model I	29	28	14	4	75
B.Sc. Chemistry Model I	21	18	8	4	51
B.Sc. Computer Science Model III	10	12	4	2	28
B.Sc. Family and Community Science Model I	16	14	12	5	47
B.Sc. Food Science and Quality Control Model III	18	12	5	2	37
B.Sc. Mathematics Model I	31	26	10	2	69
B.Sc. Physics Model I	22	19	9	4	54
B.Sc. Zoology Model I	34	17	13	5	69
M Com Finance	12	7	3	1	23
M Com Taxation	5	6	3		14
M.A. English (Aided)	4	3	3	2	12
M.A. English (S.F.)	6	3	5	1	15
M.S.W	8	2	2	3	15
M.Sc. Mathematics	11	4	2	1	18
MSc Child Development and Behavioural Science	4	2			6
Grand Total	417	303	180	81	981

34 out of 69 Zoology students strongly agree that the syllabus provides extra learning. Only 4 out of 75 Botany students disagree with this statement.

5.11. PROPER EVALUATION IS CONDUCTED FOR EACH COURSE



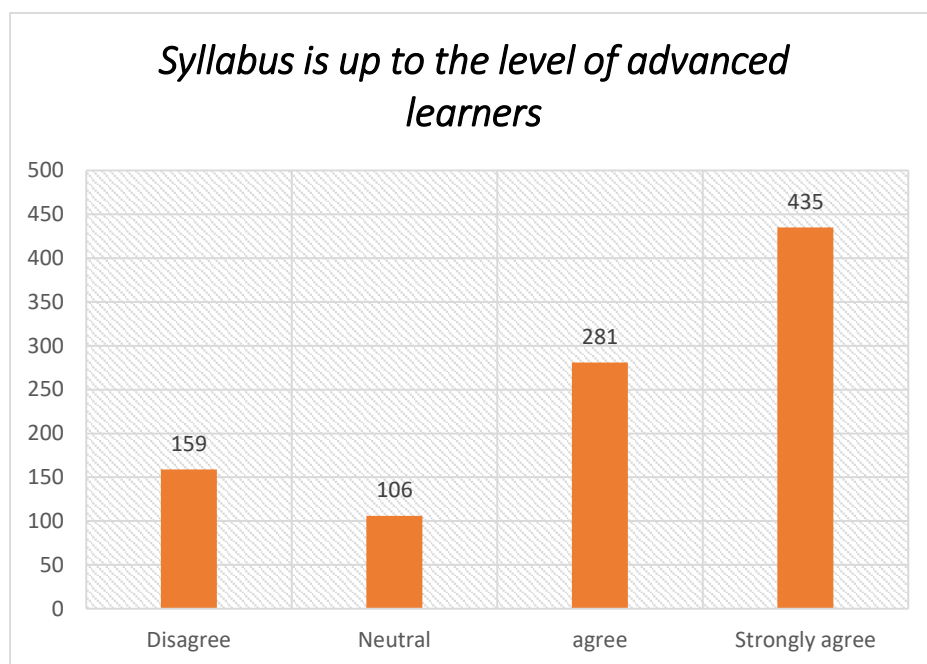
38.9% of the students strongly agree that 'Proper Evaluation is conducted for Each Course', 27.9% agree, 19.9% disagree and 13.3% had neutral response with the statement.

Proper evaluation is conducted for each course					
Programme	Strongly agree	agree	Neutral	Disagree	Grand Total
B.A. Economics Model I	26	13	9	19	67
B.A. English Language and Literature Model I	27	18	9	15	69
B.A. English Language and Literature Model II(Administrative Assistant)	7	17	4	5	33
B.A. English Language, Communication and Journalism Model III	21	6	5	10	42
B.A. History Model I	21	14	4	9	48
B.A. Sociology Model I	21	17	8	13	59
B.Com. Computer Application Model I	17	18	8	12	55
B.Com. Finance and Taxation Model I	25	27	12	11	75

B.Sc. Botany Model I	34	22	6	13	75
B.Sc. Chemistry Model I	18	20	7	6	51
B.Sc. Computer Science Model III	14	4	4	6	28
B.Sc. Family and Community Science Model I	10	22	7	8	47
B.Sc. Food Science and Quality Control Model III	14	7	9	7	37
B.Sc. Mathematics Model I	26	15	12	16	69
B.Sc. Physics Model I	29	12	4	9	54
B.Sc. Zoology Model I	27	16	6	20	69
M Com Finance	10	5	5	3	23
M Com Taxation	9	3	1	1	14
M.A. English (Aided)	5	4		3	12
M.A. English (S.F.)	8	2	3	2	15
M.S.W	5	4	3	3	15
M.Sc. Mathematics	6	5	3	4	18
MSc Child Development and Behavioural Science	2	3	1		6
Grand Total	382	274	130	195	981

5 out of 12 MA English students strongly agree that proper evaluation is conducted for each course. Only 3 out of 15 MSW students disagree with this statement.

5.12. SYLLABUS IS UP TO THE LEVEL OF ADVANCED LEARNERS



44.4% of the students strongly agree that the syllabus is up to the level of advanced learners, 28.6% agree, 16.2% disagree and 10.8% had neutral responses with the statement.

Syllabus is up to the level of advanced learners					
Programme	Strongly agree	agree	Neutral	Disagree	Grand Total
B.A. Economics Model I	27	14	4	22	67
B.A. English Language and Literature Model I	26	21	7	15	69
B.A. English Language and Literature Model II(Administrative Assistant)	14	10	3	6	33
B.A. English Language, Communication and Journalism Model III	20	13	3	6	42
B.A. History Model I	20	15	4	9	48
B.A. Sociology Model I	27	13	8	11	59
B.Com. Computer Application Model I	22	20	6	7	55

B.Com. Finance and Taxation Model I	30	21	10	14	75
B.Sc. Botany Model I	36	18	8	13	75
B.Sc. Chemistry Model I	25	13	9	4	51
B.Sc. Computer Science Model III	17	8	1	2	28
B.Sc. Family and Community Science Model I	20	20	4	3	47
B.Sc. Food Science and Quality Control Model III	18	9	5	5	37
B.Sc. Mathematics Model I	35	24	5	5	69
B.Sc. Physics Model I	26	14	7	7	54
B.Sc. Zoology Model I	29	20	8	12	69
M Com Finance	8	6	6	3	23
M Com Taxation	7	5		2	14
M.A. English (Aided)	7	4		1	12
M.A. English (S.F.)	5	2	4	4	15
M.S.W	5	4	2	4	15
M.Sc. Mathematics	7	6	1	4	18
MSc Child Development and Behavioural Science	4	1	1		6
Grand Total	435	281	106	159	981

25 out of 51 Chemistry students strongly agreed that the syllabus is up to the level of advanced learners. Only 4 out of 51 disagreed with this statement and 9 were neutral to this statement.

6. FEEDBACK SUMMARY

Statements	Strongly Agree	Agree	Neutral	Disagree
Syllabus suits the course	49.6	31.6	13.4	5.4
The syllabus is appropriate yet challenging	46.8	32.2	13.3	7.7
The syllabus is relevant in the current scenario	39.5	22	23.4	15.1
The syllabus is apt for jobs related to your field	39.6	23	18.9	18.5
The syllabus is covered within the stipulated period	39.7	26.3	21.2	14.8
The syllabus requires great effort by the students	33.7	29.2	26.1	11
The syllabus helps students face competitive exams	41.6	27.2	17.4	13.8
Teachers use ICT enabled techniques for effective curriculum delivery.	41.2	29.3	15.4	14.1
The syllabus inculcates ethics and social values	48.1	23.8	21.1	7
The recommended textbooks are easily available in Library	35.5	34.8	16.7	13
The syllabus provides extra learning	42.5	30.9	18.3	8.3
Proper evaluation is conducted for each course	38.9	27.9	19.9	13.3
Syllabus is up to the level of advanced learners	44.4	28.6	16.2	10.8

**All figures are in percentage*

Students demanded to start several skill-oriented certificate courses. Some suggested increasing the frequency of test papers.



Principal
Bishop Chulaparambil Memorial College
Kottayam