



FEEDBACK ON CURRICULUM
STUDENTS
2019-20

CONTENTS

TITLE	PAGE NUMBER
1. INTRODUCTION	3
2. FEEDBACK COMMITTEE	3
3. FEEDBACK METHODOLOGY	3
4. FEEDBACK PROCESS	4
5. FEEDBACK ANALYSIS OF STUDENTS	4-20
6. FEEDBACK SUMMARY	21

1. INTRODUCTION

Feedback plays an essential role in curriculum delivery. It is a regular practice of the IQAC committee to collect feedback on the curriculum from stakeholders, *students, teachers, alumni, and employers*, for the betterment of the institution. To implement this, a **feedback committee** is constituted. The committee collects and analyses the feedback and gives suggestions to the appropriate bodies.

2. FEEDBACK COMMITTEE (2019-20)

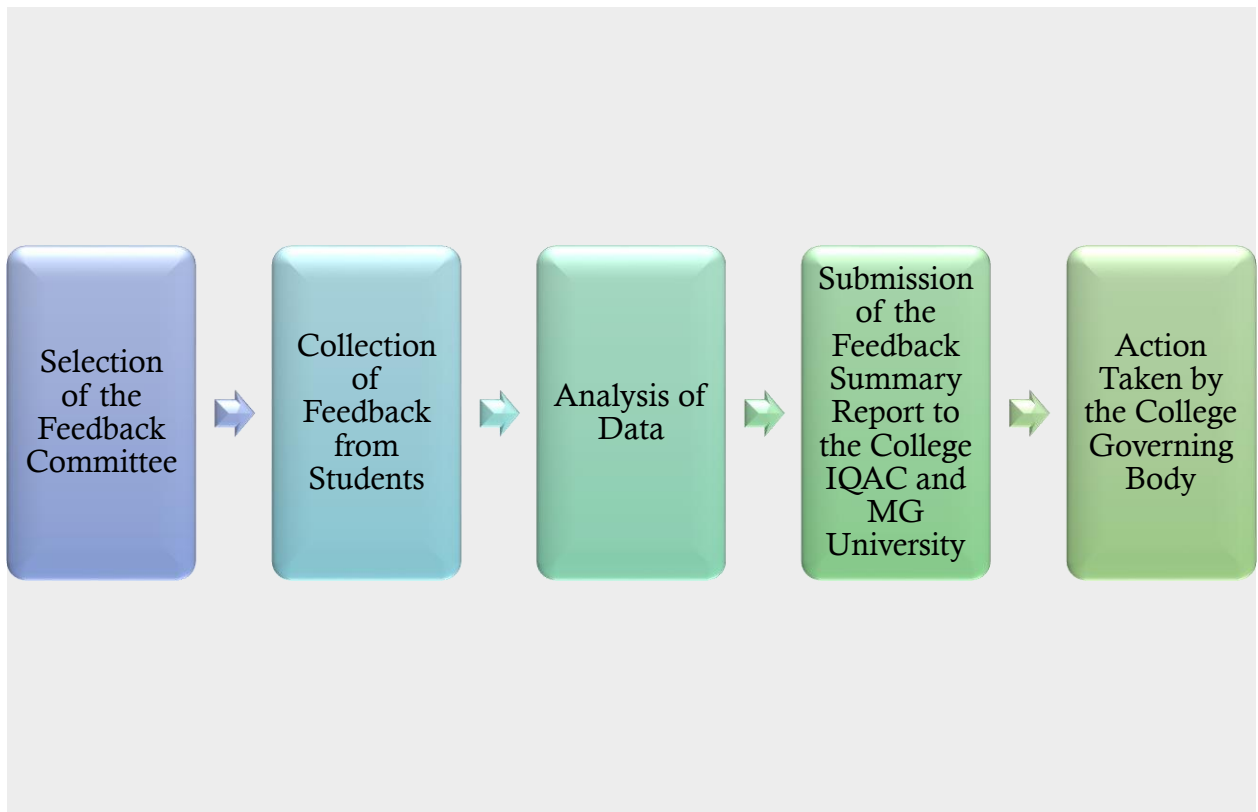
This year's feedback committee consisted of Dr. Annu Thomas (Department of Chemistry), Ms. Shalini Thomas (Department of Economics), Ms. Jaisy Joy (Department of Chemistry) and Ms. Alphonsa Kurien (Department of Sociology). This Committee would be responsible for distributing, collecting, filing, analysing and directing the actions taken based on the feedback. This committee acts as an advisory body to the council, allowing them to make changes based on the feedback collected from the previous year. The collected feedback is analysed and suggestions are made to the committee based on the report.

3. FEEDBACK METHODOLOGY

The feedback is collected from the students by distributing a well-structured questionnaire randomly. Students' feedback is also collected through personal interactions with teachers, open house meetings etc. After collecting the feedback, it is put for further analysis, and the summary is submitted to IQAC for different implementation. Once the IQAC is convinced of the changes, they put it forward to the Governing Body, where the changes are implemented. The feedback summary report is submitted to MG University also.

STUDENTS' FEEDBACK SOURCES	Questionnaire
	Oral Interactions with teachers
	Open House Meetings

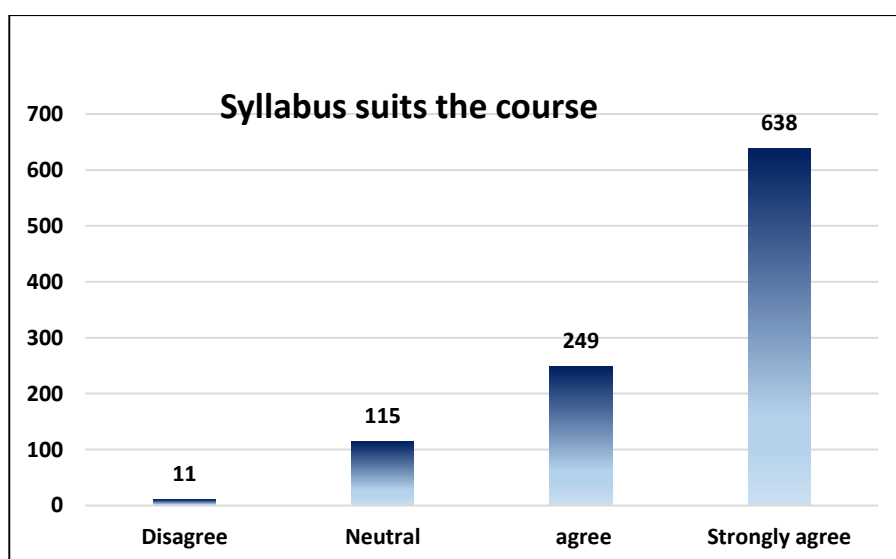
4. FEEDBACK PROCESS



5. FEEDBACK ANALYSIS OF STUDENTS

Total number of responses: **1013**

5.1. SYLLABUS SUITS THE COURSE

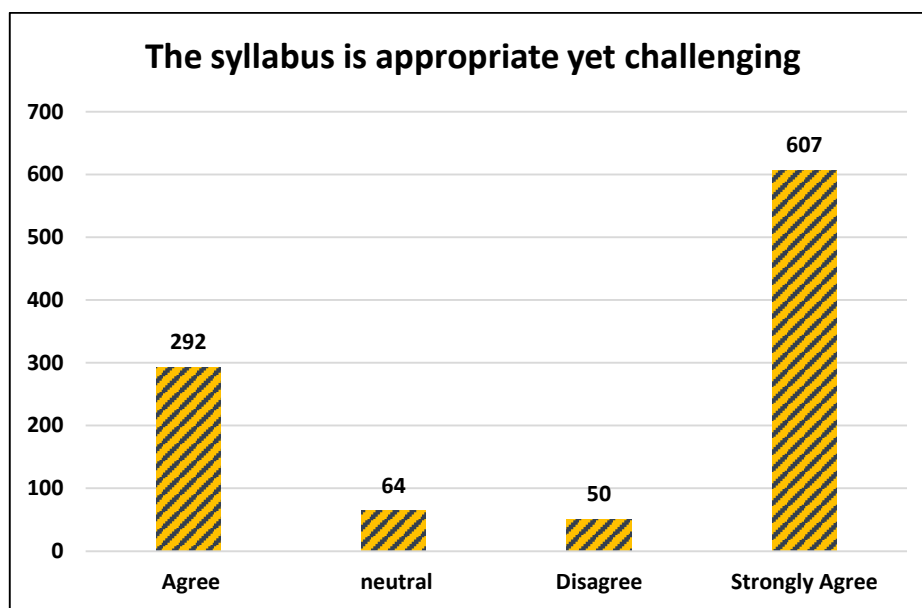


62.9% of the students strongly agree that 'the syllabus suits the course', 24.5% agree, 11.3% had neutral response and 1% disagree with the statement.

Syllabus suits the course					
Programme	Strongly agree	agree	Neutral	Disagree	Grand Total
B.A. Economics Model I	34	15	11		60
B.A. English Language and Literature Model I	50	18	8		76
B.A. English Language and Literature Model II(Administrative Assistant)	25	12	2		39
B.A. English Language, Communication and Journalism Model III	33	13	6	1	53
B.A. History Model I	33	12	7	1	53
B.A. Sociology Model I	37	5	4		46
B.Com. Computer Application Model I	45	18	3		66
B.Com. Finance and Taxation Model I	63	27	5	2	97
B.Sc. Botany Model I	46	20	11	1	78
B.Sc. Chemistry Model I	28	16	10	1	55
B.Sc. Computer Science Model III	21	13	4		38
B.Sc. Family and Community Science Model I	29	10	9	1	49
B.Sc. Food Science and Quality Control Model III	37	11	8		56
B.Sc. Mathematics Model I	37	14	4	1	56
B.Sc. Physics Model I	32	6	8	1	47
B.Sc. Zoology Model I	36	17	9	2	64
M Com Finance and Taxation	12	5	2		19
M Com Marketing and International Business	8	2	1		11
M.A. English (Aided)	5	2	1		8
M.A. English (S.F.)	9	3	1		13
M.S.W	8	2	1		11
M.Sc. Mathematics	9	4			13
MSc Child Development and Behavioural Science	1	4			5
Grand Total	638	249	115	11	1013

50 students out of 76 from English Model 1 strongly agree and 18 out of 76 agree that the syllabus suits the course. Only 1 student out of 53 History students disagree that the syllabus suits the course.

5.2. THE SYLLABUS IS APPROPRIATE YET CHALLENGING



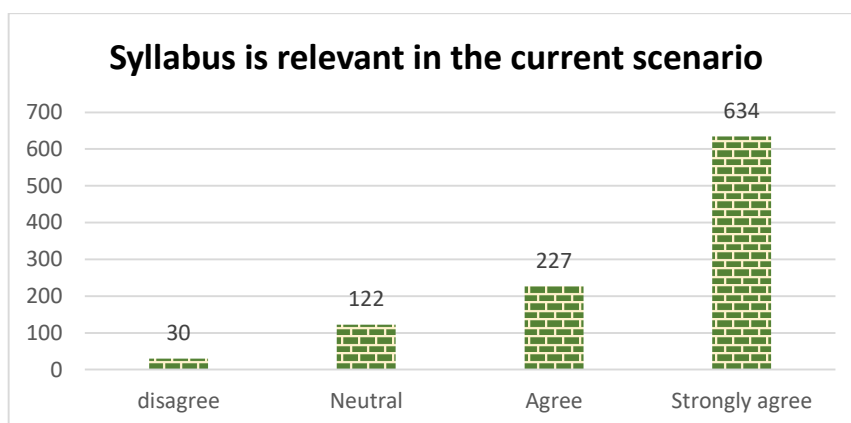
Majority of the students making a percentage of 59.9 strongly agree that 'the syllabus is appropriate yet challenging' 28.8% agree, 6.3% had a neutral response and 4.9% disagree.

The syllabus is appropriate yet challenging					
Programme	Strongly Agree	Agree	neutral	Disagree	Grand Total
B.A. Economics Model I	34	18	7	1	60
B.A. English Language and Literature Model I	50	20	3	3	76
B.A. English Language and Literature Model II(Administrative Assistant)	19	11	3	6	39
B.A. English Language, Communication and Journalism Model III	35	13	3	2	53
B.A. History Model I	34	12	3	4	53
B.A. Sociology Model I	29	14	1	2	46
B.Com. Computer Application Model I	40	20	3	3	66
B.Com. Finance and Taxation Model I	58	25	8	6	97
B.Sc. Botany Model I	50	23	4	1	78
B.Sc. Chemistry Model I	32	19	2	2	55
B.Sc. Computer Science Model III	23	11	3	1	38
B.Sc. Family and Community Science Model I	29	17	1	2	49
B.Sc. Food Science and Quality Control Model III	35	11	4	6	56
B.Sc. Mathematics Model I	34	13	7	2	56
B.Sc. Physics Model I	31	10	5	1	47

B.Sc. Zoology Model I	36	23	3	2	64
M Com Finance and Taxation	9	9	1		19
M Com Marketing and International Business	5	5		1	11
M.A. English (Aided)	3	4		1	8
M.A. English (S.F.)	8	4		1	13
M.S.W	4	6	1		11
M.Sc. Mathematics	6	3	1	3	13
MSc Child Development and Behavioural Science	3	1	1		5
Grand Total	607	292	64	50	1013

50 out of 76 Zoology students strongly agree that the syllabus is appropriate yet challenging and 20 out of 76 Physics students agree with this. Only 3 out of 66 Commerce students disagree that the syllabus is appropriate yet challenging.

5.3. SYLLABUS IS RELEVANT IN THE CURRENT SCENARIO



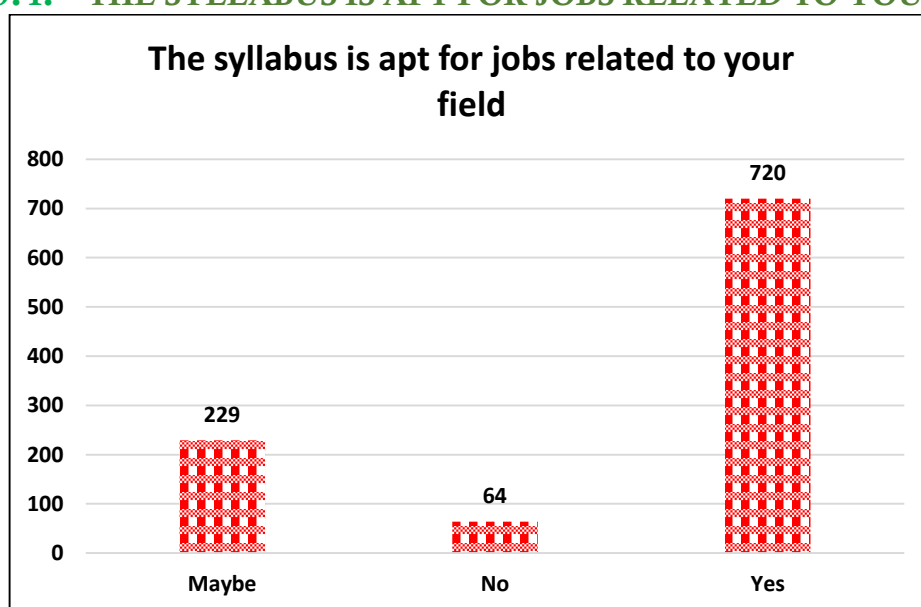
62.5% of the students strongly agree that syllabus is relevant in the current scenario, 22.4% agree, 12% have neutral response and 2.9% show disagreement.

Syllabus is relevant in the current scenario					
Programme	Strongly agree	Agree	Neutral	disagree	Grand Total
B.A. Economics Model I	33	18	7	2	60
B.A. English Language and Literature Model I	49	17	9	1	76
B.A. English Language and Literature Model II(Administrative Assistant)	22	9	8		39
B.A. English Language, Communication and Journalism Model III	34	10	7	2	53
B.A. History Model I	31	13	8	1	53

B.A. Sociology Model I	32	9	4	1	46
B.Com. Computer Application Model I	42	12	9	3	66
B.Com. Finance and Taxation Model I	63	19	12	3	97
B.Sc. Botany Model I	44	25	7	2	78
B.Sc. Chemistry Model I	29	15	8	3	55
B.Sc. Computer Science Model III	25	9	4		38
B.Sc. Family and Community Science Model I	33	7	5	4	49
B.Sc. Food Science and Quality Control Model III	39	12	4	1	56
B.Sc. Mathematics Model I	37	10	8	1	56
B.Sc. Physics Model I	33	11	2	1	47
B.Sc. Zoology Model I	41	10	8	5	64
M Com Finance and Taxation	10	7	2		19
M Com Marketing and International Business	5	2	4		11
M.A. English (Aided)	5	1	2		8
M.A. English (S.F.)	8	4	1		13
M.S.W	8	2	1		11
M.Sc. Mathematics	9	3	1		13
MSc Child Development and Behavioural Science	2	2	1		5
Grand Total	634	227	122	30	1013

33 out of 60 Economics students strongly agree that the syllabus is relevant in the current scenario, while 18 out of 60 agree with this. Only 3 out of 55 Chemistry students disagree with this.

5.4. THE SYLLABUS IS APT FOR JOBS RELATED TO YOUR FIELD

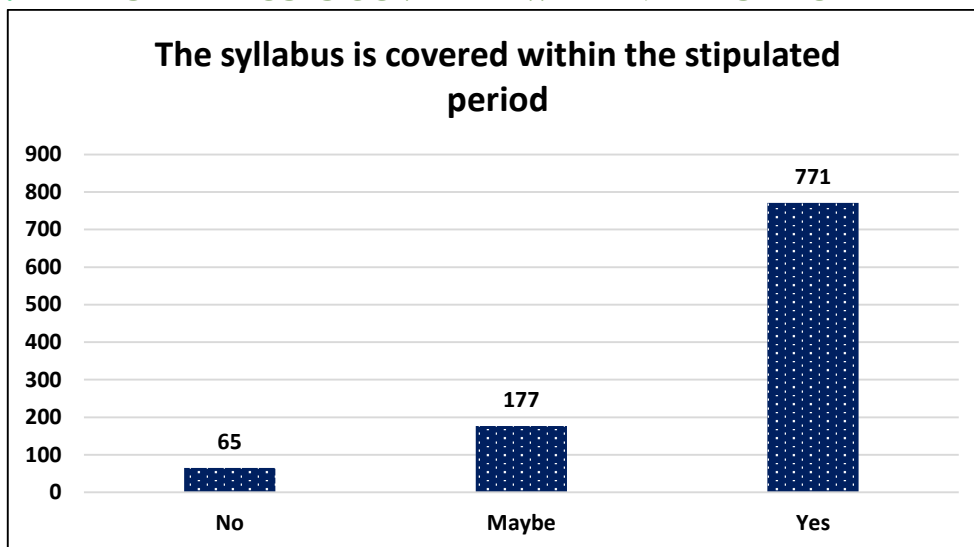


71% of the students have the opinion that the syllabus is apt for jobs related to their field. 6.3% of the students responded that the syllabus is not apt for the jobs related to their field. 22.6% have the opinion that the syllabus may be suitable for the jobs related to their field.

The syllabus is apt for jobs related to your field				
Programme	Maybe	No	Yes	Grand Total
B.A. Economics Model I	14	5	41	60
B.A. English Language and Literature Model I	17	4	55	76
B.A. English Language and Literature Model II (Administrative Assistant)	4	4	31	39
B.A. English Language, Communication and Journalism Model III	13	4	36	53
B.A. History Model I	11	1	41	53
B.A. Sociology Model I	13	1	32	46
B.Com. Computer Application Model I	13	2	51	66
B.Com. Finance and Taxation Model I	25	9	63	97
B.Sc. Botany Model I	22	4	52	78
B.Sc. Chemistry Model I	16	5	34	55
B.Sc. Computer Science Model III	5	7	26	38
B.Sc. Family and Community Science Model I	12	1	36	49
B.Sc. Food Science and Quality Control Model III	10	4	42	56
B.Sc. Mathematics Model I	11	1	44	56
B.Sc. Physics Model I	12	3	32	47
B.Sc. Zoology Model I	15	6	43	64
M Com Finance and Taxation	6	1	12	19
M Com Marketing and International Business	2		9	11
M.A. English (Aided)	1		7	8
M.A. English (S.F.)		2	11	13
M.S.W	3		8	11
M.Sc. Mathematics	3		10	13
MSc Child Development and Behavioural Science	1		4	5
Grand Total	229	64	720	1013

43 out of 64 zoology students agree that the syllabus is suitable for jobs related to their field. Only 2 out of 18 MA English students disagreed with this.

5.5. THE SYLLABUS IS COVERED WITHIN THE STIPULATED PERIOD



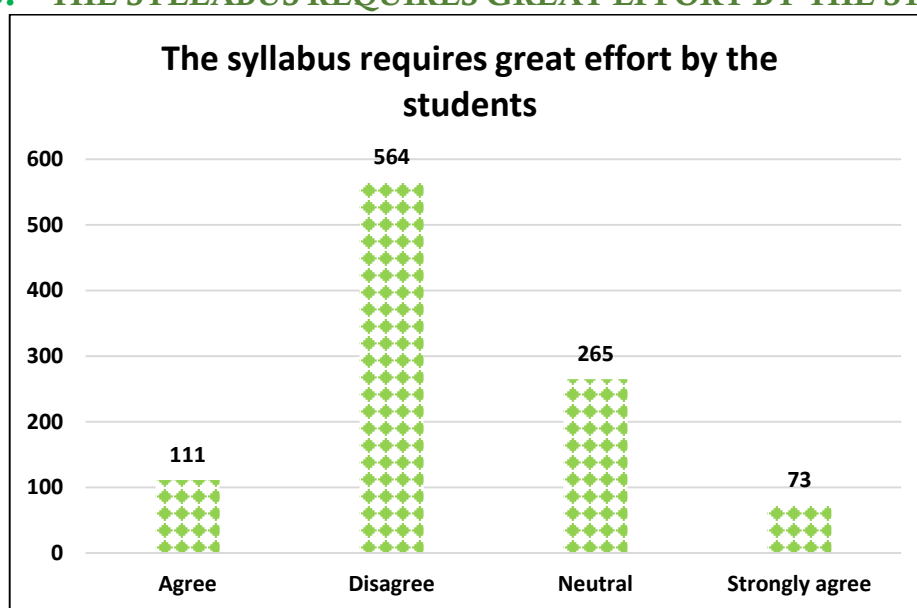
76.1% of the students have the opinion that the syllabus is covered within the stipulated period. 6.4% responded that the syllabus is not covered within the stipulated period. 17.4% have the opinion that the syllabus may be covered within the stipulated period.

The syllabus is covered within the stipulated period	Maybe	No	Yes	Grand Total
B.A. Economics Model I	9	4	47	60
B.A. English Language and Literature Model I	10	1	65	76
B.A. English Language and Literature Model II (Administrative Assistant)	9		30	39
B.A. English Language, Communication and Journalism Model III	11	2	40	53
B.A. History Model I	7	4	42	53
B.A. Sociology Model I	7	2	37	46
B.Com. Computer Application Model I	14	6	46	66
B.Com. Finance and Taxation Model I	23	7	67	97
B.Sc. Botany Model I	18	6	54	78
B.Sc. Chemistry Model I	9	6	40	55
B.Sc. Computer Science Model III	2	3	33	38
B.Sc. Family and Community Science Model I	8	3	38	49
B.Sc. Food Science and Quality Control Model III	8	5	43	56
B.Sc. Mathematics Model I	8	2	46	56
B.Sc. Physics Model I	12	4	31	47
B.Sc. Zoology Model I	11	3	50	64
M Com Finance and Taxation	2	2	15	19

M Com Marketing and International Business	1	2	8	11
M.A. English (Aided)	1	1	6	8
M.A. English (S.F.)	2	1	10	13
M.S.W	2	1	8	11
M.Sc. Mathematics	2		11	13
MSc Child Development and Behavioural Science	1		4	5
Grand Total	177	65	771	1013

31 out of 47 Physics students strongly agreed that the syllabus is covered in the stipulated time while 12 remained neutral to this. Only 2 out of 56 Mathematics students disagreed with this.

5.6. THE SYLLABUS REQUIRES GREAT EFFORT BY THE STUDENTS



For the statement 'the syllabus requires great effort by the students' 55.6% disagree, 26.1% of the students had a neutral response, 10.9% agree and 7.2% strongly agree.

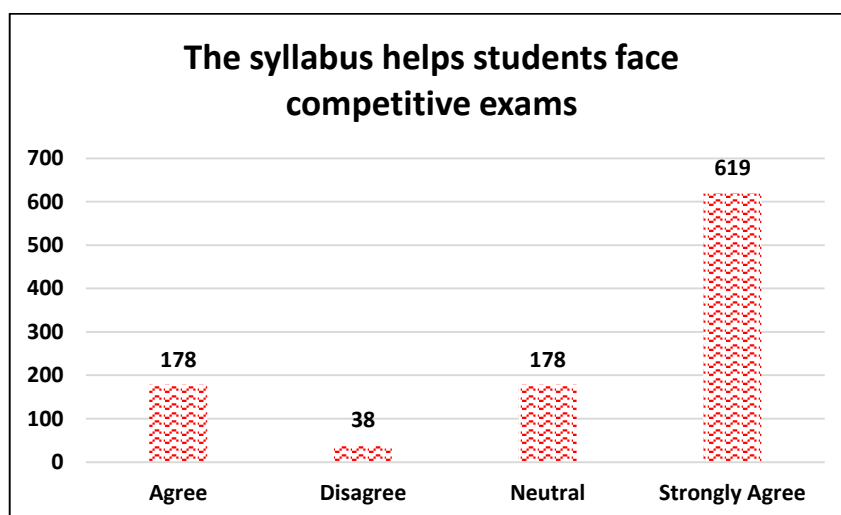
The syllabus requires great effort by the students					
Programme	Strongly agree	Agree	Neutral	Disagree	Grand Total
B.A. Economics Model I	2	6	12	40	60
B.A. English Language and Literature Model I	5	7	17	47	76
B.A. English Language and Literature Model II(Administrative Assistant)	3	4	10	22	39
B.A. English Language, Communication and Journalism Model III	2	5	14	32	53
B.A. History Model I	2	5	11	35	53

B.A. Sociology Model I	2	10	14	20	46
B.Com. Computer Application Model I	5	9	18	34	66
B.Com. Finance and Taxation Model I	7	9	27	54	97
B.Sc. Botany Model I	9	7	26	36	78
B.Sc. Chemistry Model I	5	6	14	30	55
B.Sc. Computer Science Model III	2	4	14	18	38
B.Sc. Family and Community Science Model I	3	3	11	32	49
B.Sc. Food Science and Quality Control Model III	5	6	16	29	56
B.Sc. Mathematics Model I	8	4	19	25	56
B.Sc. Physics Model I	5	6	15	21	47
B.Sc. Zoology Model I	4	10	6	44	64
M Com Finance and Taxation	1	2	5	11	19
M Com Marketing and International Business		1	1	9	11
M.A. English (Aided)		2	1	5	8
M.A. English (S.F.)		1	5	7	13
M.S.W		2	4	5	11
M.Sc. Mathematics	3	2	2	6	13
MSc Child Development and Behavioural Science			3	2	5
Grand Total	73	111	265	564	1013

35 out of 53 History students disagree that the syllabus requires great effort by the students.

5 out of 76 English students felt that the syllabus requires great effort.

5.7. THE SYLLABUS HELPS STUDENTS FACE COMPETITIVE EXAMS



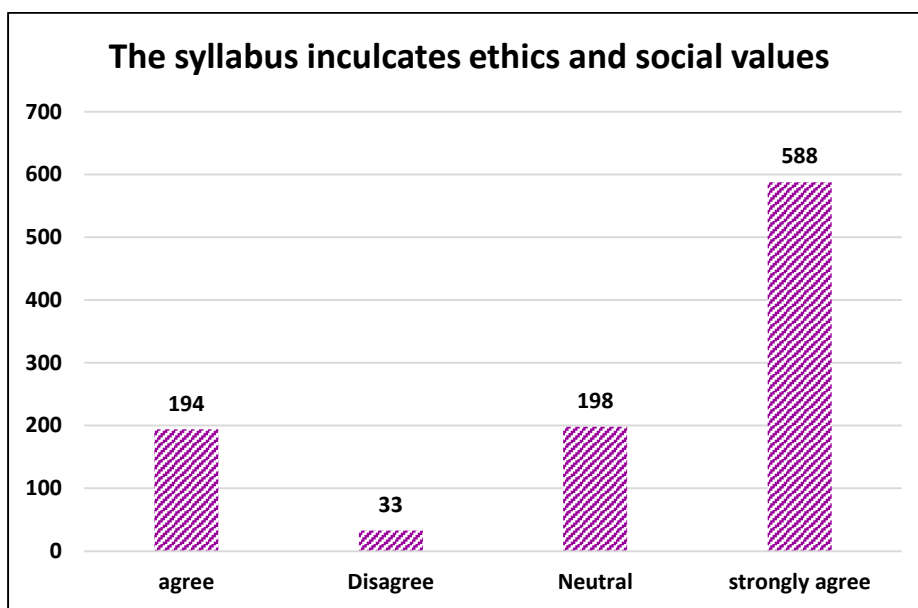
61.1% of the students strongly agree, 17.5% agree, 17.5% neutral response 3.7% disagree with the statement 'Syllabus Helps Students Face Competitive Exams'.

The syllabus helps students face competitive exams					
Programme	Strongly Agree	Agree	Neutral	Disagree	Grand Total
B.A. Economics Model I	36	9	10	5	60
B.A. English Language and Literature Model I	49	14	10	3	76
B.A. English Language and Literature Model II(Administrative Assistant)	27	6	4	2	39
B.A. English Language, Communication and Journalism Model III	30	12	8	3	53
B.A. History Model I	28	10	12	3	53
B.A. Sociology Model I	29	7	9	1	46
B.Com. Computer Application Model I	35	16	12	3	66
B.Com. Finance and Taxation Model I	61	19	16	1	97
B.Sc. Botany Model I	53	12	12	1	78
B.Sc. Chemistry Model I	27	13	13	2	55
B.Sc. Computer Science Model III	25	8	4	1	38
B.Sc. Family and Community Science Model I	33	8	5	3	49
B.Sc. Food Science and Quality Control Model III	37	4	15		56
B.Sc. Mathematics Model I	33	10	11	2	56
B.Sc. Physics Model I	28	6	11	2	47
B.Sc. Zoology Model I	34	11	14	5	64
M Com Finance and Taxation	15	2	2		19
M Com Marketing and International Business	8	1	2		11
M.A. English (Aided)	5	2	1		8
M.A. English (S.F.)	9	4			13
M.S.W	6	1	3	1	11
M.Sc. Mathematics	8	2	3		13
MSc Child Development and Behavioural Science	3	1	1		5
Grand Total	619	178	178	38	1013

36 out of 60 Economics students felt that the syllabus helps them face competitive exams.

Only 5 out of 64 zoology students disagreed with this.

5.8. THE SYLLABUS INCULCATES ETHICS AND SOCIAL VALUES



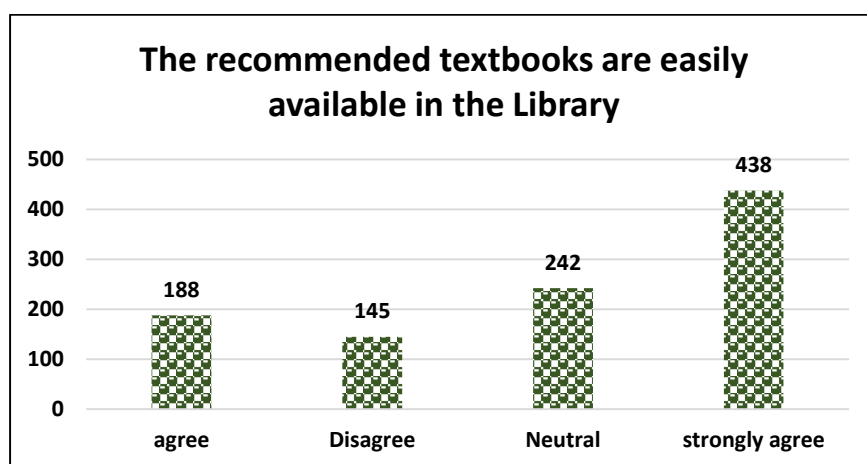
58.1% of the students strongly agree 'Syllabus Inculcates Ethics and Social Values' 23.2% agree, 9.4% had neutral response and 9.3% disagree.

The syllabus inculcates ethics and social values					
Programme	strongly agree	agree	Neutral	Disagree	Grand Total
B.A. Economics Model I	31	10	16	3	60
B.A. English Language and Literature Model I	37	22	14	3	76
B.A. English Language and Literature Model II(Administrative Assistant)	24	7	6	2	39
B.A. English Language, Communication and Journalism Model III	36	8	6	3	53
B.A. History Model I	29	9	12	3	53
B.A. Sociology Model I	25	13	8		46
B.Com. Computer Application Model I	42	5	17	2	66
B.Com. Finance and Taxation Model I	62	15	18	2	97
B.Sc. Botany Model I	41	19	18		78

B.Sc. Chemistry Model I	28	15	10	2	55
B.Sc. Computer Science Model III	19	8	9	2	38
B.Sc. Family and Community Science Model I	34	8	6	1	49
B.Sc. Food Science and Quality Control Model III	27	12	13	4	56
B.Sc. Mathematics Model I	37	8	11		56
B.Sc. Physics Model I	37	5	5		47
B.Sc. Zoology Model I	35	13	12	4	64
M Com Finance and Taxation	7	5	7		19
M Com Marketing and International Business	6	2	2	1	11
M.A. English (Aided)	4	2	2		8
M.A. English (S.F.)	9	4			13
M.S.W	7	2	2		11
M.Sc. Mathematics	8	1	3	1	13
MSc Child Development and Behavioural Science	3	1	1		5
Grand Total	588	194	198	33	1013

25 out of 46 Sociology students strongly agree that the syllabus inculcates ethics and social values. Only 4 out of 64 Zoology students disagree with this statement.

5.9. THE RECOMMENDED TEXTBOOKS ARE EASILY AVAILABLE IN LIBRARY

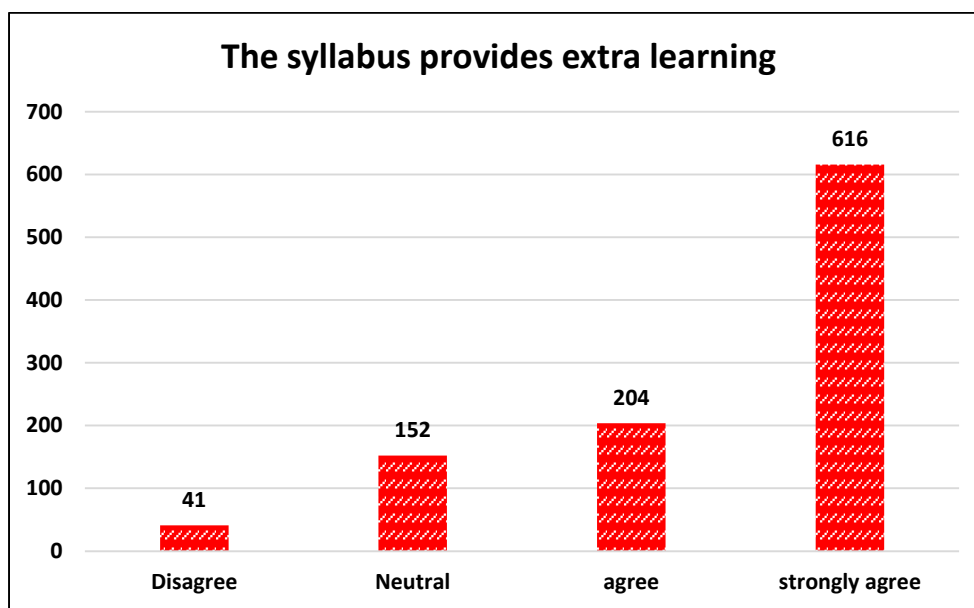


43.2% of the students strongly agree that the recommended textbooks are easily available in the library. 18.5% agree, 23.8% had neutral response and 14.3% disagree.

The recommended textbooks are easily available in the Library					
Programme	strongly agree	agree	Neutral	Disagree	Grand Total
B.A. Economics Model I	24	12	17	7	60
B.A. English Language and Literature Model I	29	21	15	11	76
B.A. English Language and Literature Model II(Administrative Assistant)	17	8	6	8	39
B.A. English Language, Communication and Journalism Model III	30	4	12	7	53
B.A. History Model I	31	9	11	2	53
B.A. Sociology Model I	21	11	10	4	46
B.Com. Computer Application Model I	27	8	24	7	66
B.Com. Finance and Taxation Model I	35	18	27	17	97
B.Sc. Botany Model I	34	15	17	12	78
B.Sc. Chemistry Model I	23	16	8	8	55
B.Sc. Computer Science Model III	14	7	9	8	38
B.Sc. Family and Community Science Model I	19	6	17	7	49
B.Sc. Food Science and Quality Control Model III	20	8	11	17	56
B.Sc. Mathematics Model I	27	13	10	6	56
B.Sc. Physics Model I	26	5	11	5	47
B.Sc. Zoology Model I	23	13	15	13	64
M Com Finance and Taxation	7	5	7		19
M Com Marketing and International Business	7	1	1	2	11
M.A. English (Aided)	4	1	3		8
M.A. English (S.F.)	7	3	2	1	13
M.S.W	3	2	6		11
M.Sc. Mathematics	6	1	3	3	13
MSc Child Development and Behavioural Science	4	1			5
Grand Total	438	188	242	145	1013

31 out of 53 History students strongly agreed that recommended text books are easily available in the library. Only 7 out of 66 B.com students disagreed with this statement.

5.10. THE SYLLABUS PROVIDES EXTRA LEARNING



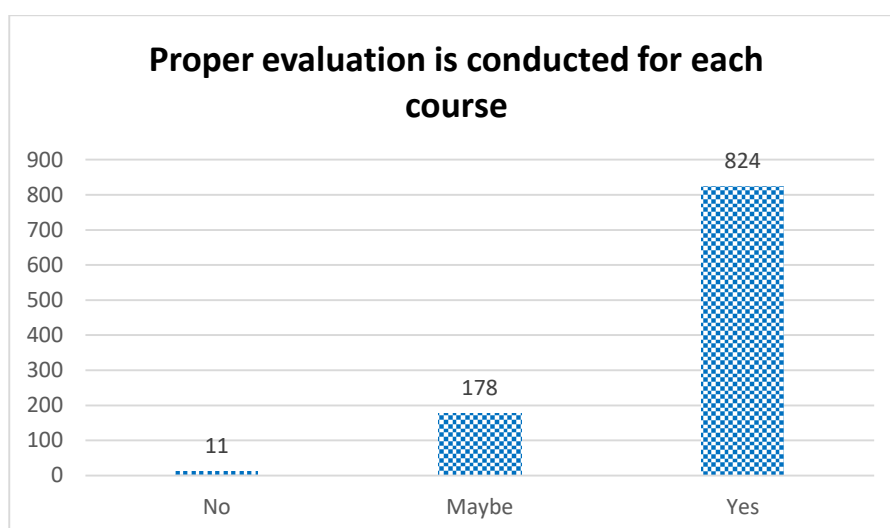
60.8% of the students strongly agree that 'the syllabus provides extra learning', 20.1% agree, 15% had neutral response and 4.0% disagree with the statement.

The syllabus provides extra learning					
Programme	strongly agree	agree	Neutral	Disagree	Grand Total
B.A. Economics Model I	40	9	8	3	60
B.A. English Language and Literature Model I	45	13	14	4	76
B.A. English Language and Literature Model II (Administrative Assistant)	24	9	4	2	39
B.A. English Language, Communication and Journalism Model III	28	14	7	4	53
B.A. History Model I	36	8	6	3	53
B.A. Sociology Model I	26	11	8	1	46
B.Com. Computer Application Model I	35	19	10	2	66
B.Com. Finance and Taxation Model I	63	20	12	2	97
B.Sc. Botany Model I	45	19	13	1	78
B.Sc. Chemistry Model I	33	8	11	3	55
B.Sc. Computer Science Model III	22	9	5	2	38
B.Sc. Family and Community Science Model I	33	9	4	3	49
B.Sc. Food Science and Quality Control Model III	38	8	8	2	56

B.Sc. Mathematics Model I	31	16	7	2	56
B.Sc. Physics Model I	29	9	8	1	47
B.Sc. Zoology Model I	38	10	12	4	64
M Com Finance and Taxation	11	1	6	1	19
M Com Marketing and International Business	8		3		11
M.A. English (Aided)	6	1	1		8
M.A. English (S.F.)	8	3	1	1	13
M.S.W	8	1	2		11
M.Sc. Mathematics	7	4	2		13
MSc Child Development and Behavioural Science	2	3			5
Grand Total	616	204	152	41	1013

38 out of 64 Zoology students strongly agree that the syllabus provides extra learning. Only 1 out of 78 Botany students disagree with this statement.

5.11. PROPER EVALUATION IS CONDUCTED FOR EACH COURSE



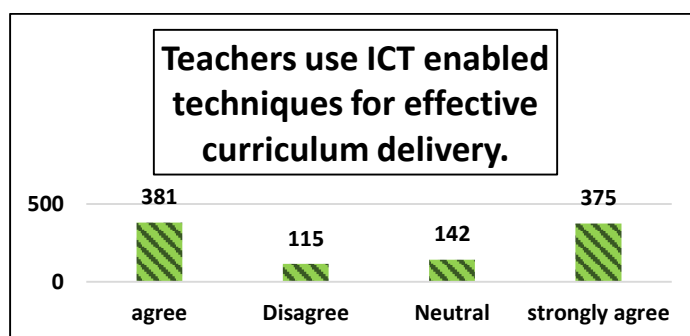
81.3% of the students have the opinion that proper evaluation is conducted for each course 17.5% responded that proper evaluation may be conducted for each course. 1% have the opinion that proper evaluation is not conducted for each course.

Proper evaluation is conducted for each course				
Programme	Maybe	No	Yes	Grand Total
B.A. Economics Model I	14		46	60
B.A. English Language and Literature Model I	11		65	76
B.A. English Language and Literature Model II(Administrative Assistant)	5		34	39

B.A. English Language, Communication and Journalism Model III	5		48	53
B.A. History Model I	5	1	47	53
B.A. Sociology Model I	6	2	38	46
B.Com. Computer Application Model I	15	1	50	66
B.Com. Finance and Taxation Model I	18	1	78	97
B.Sc. Botany Model I	13		65	78
B.Sc. Chemistry Model I	11		44	55
B.Sc. Computer Science Model III	3		35	38
B.Sc. Family and Community Science Model I	11	2	36	49
B.Sc. Food Science and Quality Control Model III	10		46	56
B.Sc. Mathematics Model I	10		46	56
B.Sc. Physics Model I	12	2	33	47
B.Sc. Zoology Model I	10	2	52	64
M Com Finance and Taxation	5		14	19
M Com Marketing and International Business	3		8	11
M.A. English (Aided)	3		5	8
M.A. English (S.F.)	1		12	13
M.S.W	2		9	11
M.Sc. Mathematics	4		9	13
MSc Child Development and Behavioural Science	1		4	5
Grand Total	178	11	824	1013

5 out of 8 MA English students strongly agree that proper evaluation is conducted for each course. Only 0 out of 11 MSW students disagree with this statement.

5.12. TEACHERS USE ICT ENABLED TECHNIQUES FOR EFFECTIVE CURRICULUM DELIVERY



37% of the students responded that the teachers use ICT enabled techniques for effective curriculum delivery. 37.6% agree, 11.3% disagree and 14% give neutral response.

Teachers use ICT enabled techniques for effective curriculum delivery					
Programme	strongly agree	agree	Neutral	Disagree	Grand Total
B.A. Economics Model I	25	17	9	9	60
B.A. English Language and Literature Model I	33	31	6	6	76
B.A. English Language and Literature Model II(Administrative Assistant)	15	14	5	5	39
B.A. English Language, Communication and Journalism Model III	16	26	9	2	53
B.A. History Model I	22	18	8	5	53
B.A. Sociology Model I	13	21	10	2	46
B.Com. Computer Application Model I	22	21	15	8	66
B.Com. Finance and Taxation Model I	42	31	14	10	97
B.Sc. Botany Model I	32	28	10	8	78
B.Sc. Chemistry Model I	17	25	7	6	55
B.Sc. Computer Science Model III	11	18	4	5	38
B.Sc. Family and Community Science Model I	16	19	8	6	49
B.Sc. Food Science and Quality Control Model III	18	22	7	9	56
B.Sc. Mathematics Model I	18	24	4	10	56
B.Sc. Physics Model I	17	19	4	7	47
B.Sc. Zoology Model I	25	23	11	5	64
M Com Finance and Taxation	6	7	4	2	19
M Com Marketing and International Business	5	1		5	11
M.A. English (Aided)	4	2	2		8
M.A. English (S.F.)	6	4	1	2	13
M.S.W	5	3	3		11
M.Sc. Mathematics	6	4	1	2	13
MSc Child Development and Behavioural Science	1	3		1	5
Grand Total	375	381	142	115	1013

13 out of 46 Sociology students strongly agree that teachers use ICT enabled techniques for effective curriculum delivery. Only 2 out of 19 M.Com students disagree with this statement.

6. FEEDBACK SUMMARY

Statements	Strongly Agree	Agree	Neutral	Disagree
Syllabus suits the course	62.9%	24.5%	11.3%	1%
The syllabus is appropriate yet challenging	59.9%	28.8%	6.3%	4.29%
The syllabus is relevant in the current scenario	62.5%	22.4%	12%	2.9%
The syllabus requires great effort by the students	7.2%	10.9%	26.1%	55.6%
The syllabus helps students face competitive exams	61.1%	17.5%	17.5%	3.7%
The syllabus inculcates ethics and social values	58%	19.1%	19.5%	3.2%
The recommended textbooks are easily available in the Library	43.2%	18.2%	23.8%	14.3%
The syllabus provides extra learning	60.8%	20.1%	15%	4%
Teachers use ICT enabled techniques for effective curriculum delivery.	37%	37.6%	14%	11.3%

The majority of the students were very much satisfied with the curriculum. However, for the statement on the syllabus is covered within the stipulated time, most students selected agree instead of strongly agree. Also, for the information regarding the teachers using ICT enabled techniques for effective curriculum delivery, students preferred to agree instead of strongly agree.

Teena Ananthan

Principal
Bishop Chulaparambil Memorial College
Kottayam

